

# CITY OF ALPINE

This budget will \_\_\_\_\_ more total property taxes than last year's budget by \$ \_\_\_\_\_, which is \_\_\_\_\_ percent increase/decrease from last year's budget. The property tax revenue to be raised from new property is \$ \_\_\_\_\_  
The amounts are based on the City's proposed fiscal year 2024 property tax rate of \_\_\_\_\_ cents per \$100 of assessed valuation.

Proposed  
FY 2023 –  
2024  
Budget



## City of Alpine Fiscal Year 2023 – 2024 Proposed Budget

This budget will \_\_\_\_\_ total property taxes than last year’s budget by \$\_\_\_\_\_, which is \_\_\_\_\_ one percent increase/decrease from last year’s budget. The property tax revenue to be raised from new property is \$\_\_\_\_\_. The amounts are based on the City’s proposed fiscal year 2024 property tax rate of \_\_\_\_\_ cents per \$100 of assessed valuation.

### Property Tax Rate Comparison: Per \$100 Valuation

	<u>FY2022 - 2023</u>	<u>FY2023-2024</u>
Proposed Tax Rate:	0.466326/\$100	0.000000/\$100
No New Revenue Tax Rate:	0.457882/\$100	0.000000/\$100
Voter Approval Tax Rate:	0.533307/\$100	0.000000/\$100
De Minimis Rate	0.573865/\$100	0.000000/\$100
Debt Rate:	0.035701/\$100	0.000000/\$100

Total debt obligation for City of Alpine FY2023-2024 Budget secured by property taxes:  
\$147,909.00.



## MAYOR & CITY COUNCIL

FY 2023 - 2024

---

VOTE (FOR/AGAINST)

CATHERINE EAVES  
Mayor  
Term 2022 - 2024

JUDY STOKES  
Councilmember Ward 1  
Term 2023 – 2025

CHRIS RODRIGUEZ  
Councilmember Ward 2  
Term 2022 – 2024

DARIN NANCE  
Councilmember Ward 3  
Term 2023 – 2025

MARTIN SANDATE  
Councilmember Ward 4  
Term 2022 – 2024

RICK STEPHENS  
Mayor Pro-Term  
Councilmember Ward 5  
Term 2023 – 2025

## TABLE OF CONTENTS

City Manager’s Message	6
Budget Calendar	19
City Wide Totals	20
Multi-Year Projection of Revenues, Expenses, Reserves	22
General Fund	26
Summary	27
Fund Balance – Reserve	28
General Fund Revenue	29
Non – Departmental Expenses	32
City Council Expenses	33
Administration Expenses	34
Municipal Court Expenses	35
Police Department Expenses	36
Fire Department Expenses	37
Building Services Expenses	38
Human Resource Expenses	39
Finance Department Expenses	40
Animal Control Expenses	41
Building Maintenance Expenses	42
Park & Recreation Expenses	43
Street Department Expenses	44
Enterprise Fund (Water, Wastewater, Sanitation)	45
Summary	46
Net Position – Reserve	47
Water – Waste Water – Sanitation Revenue	48
Utility Billing Expenses	50
Water Department Expenses	51
Waste Water Expenses	53
Sanitation (Environmental Services) Expenses	55
Airport Fund	56
Summary	57
Net Position – Reserve	58
Airport Revenues	59

Airport Expenses	60
HOT -Tourism	61
Summary	62
Fund Balance – Reserve	63
HOT Revenues	64
HOT Expenses	67
Gas Department	68
Summary	69
Net Position – Reserve	70
Gas Revenues	71
Gas Expenses	72
Debt Service	74
Capital Improvement Plan	76



July 18, 2023

Honorable Mayor and Councilmembers,

The annual budget contains the funding necessary to continue the expected delivery of the services, programs, and capital improvements for our community. As such, the budget is one of the most important decisions that the City Council makes every year as it determines projects to be funded, services to be provided to citizens and visitors, and the related costs.

The Budget is designed to:

- Enhance and facilitate accountability and innovation in all city business;
- Provide superior customer services that are responsive and transparent to the public;
- Provide analysis and long-range thinking that supports responsible decision making;
- Proactively protects and maintains city resources; and
- Ensures regulatory and policy compliance.

FY 2023 - 2024 budget integrates the priorities you have set as the community's elected officials and includes the funding needed to achieve the Council's goals and objectives. Starting in October 2022, Strategic Planning Workshops were held to gather the public's input on the needs and future of our City. The top two priorities from the ten (10) meetings were utility infrastructure and employees. As part of the budget process, Council determined to focus on those top priorities.

The ability to provide services has been sustained by proactive financial planning practices. The FY 2024 Budget that is now presented to the Council recognizes the priorities of the community and the need to plan for future growth.

The City Budget is divided into several major funds, which reflect the varied activities and services provided by the City of Alpine to our citizens. Major Funds include the General Fund, which supports general governmental services, the Debt Service (Interest & Sinking) Fund to repay long-term debt, Hotel Occupancy Tax (HOT) Fund utilized for tourism and multiple Enterprise funds; Water-Wastewater-Sanitation, Airport, and Gas. Enterprise funds are self-supporting from their own source rates, fees, and charges.

## GENERAL FUND

The General Fund is used to account for the revenues and expenditures necessary to carry out basic governmental activities of the City, such as general government, public safety, public works, recreation, building services, and animal control. This fund accounts for all transactions not accounted for in another fund.

The two major General Fund revenue sources are property tax revenue and sales tax revenue.

## PROPERTY TAX

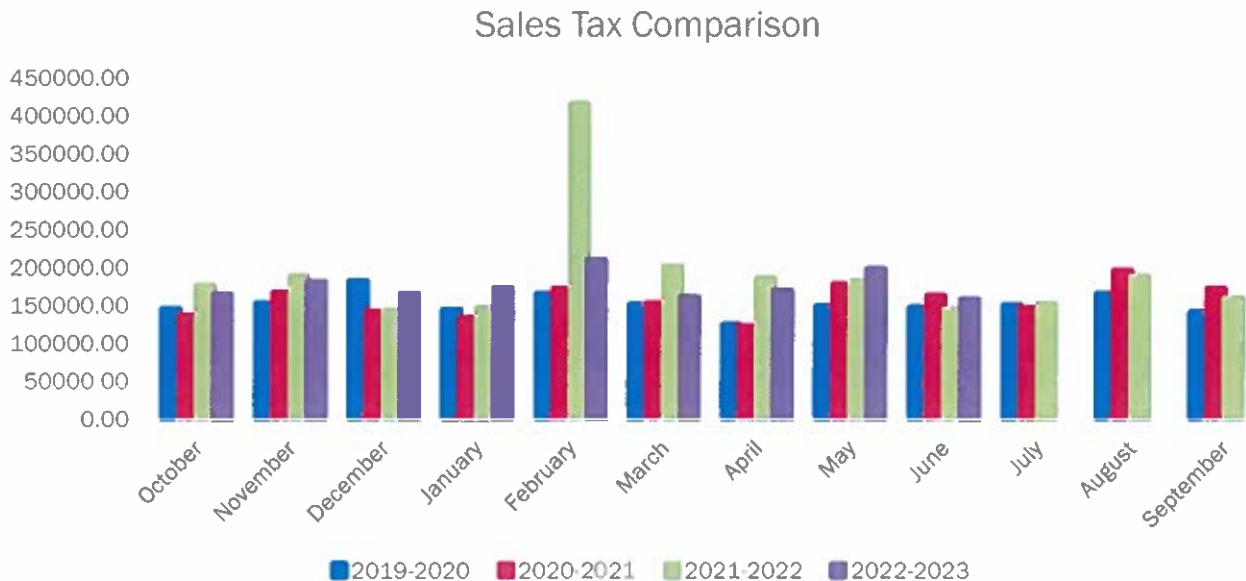
For fiscal year 2023-2024, the property tax rate of \_\_\_\_\_ per hundred dollar valuation is \_\_\_\_\_ less/more than the rate of \$0.466326 in fiscal year 2022-2023.

The City increased the tax rate for FY 2022-2023 by two percent (2%). The prior three years the City adopted the No New Revenue Rate (effective tax rate). No New Revenue Tax Rate enables the public to evaluate the relationship between taxes for the prior year and for the current year based on a tax rate that would produce the same amount of taxes (no new taxes) if applied to the same properties that are taxed in both years. When appraisal values increase, the NNR tax rate should decrease.

Property tax collections are budgeted at \$ \_\_\_\_\_, an increase/decrease of \_\_\_\_\_ from what was budgeted in FY 2023. The 2023 certified taxable value, per the Brewster County Appraisal District is \$ \_\_\_\_\_. Councils' priority is to evaluate the property tax rate annually to best support the priorities and objectives for each fiscal year.

## SALES TAX

The City collects one and a half cent in City sales tax.



Sales tax revenue is budgeted at \$2,150,000, which is an increase from the current budget of \$2,000,000. Sales tax has steadily increased over the past several years and is budgeted accordingly.

The City continues to look for other possible sources of funding, to include any and all grant opportunities, to provide for the growing needs of the community.

### **HOTEL OCCUPANCY TAX FUND (HOT)**

This fund accounts for revenue derived from the City hotel occupancy tax. The City of Alpine's hotel occupancy tax rate is set at seven (7%). Hotel Occupancy Tax funds must be used to meet two criteria set by the State of Texas. First, every expenditure must directly enhance and promote tourism and the convention and hotel industry. Second, every expenditure of the hotel occupancy tax must clearly fit into one of the nine statutorily provided categories for expenditures of local hotel occupancy tax revenues. Such revenues are used for tourism advertising, promotion of the arts, historical restoration, sporting events, transportation, and signage. The City of Alpine is required to spend fifty-one percent (51%) or more of hotel occupancy tax revenues on advertising.

### **ENTERPRISE FUNDS (UTILITIES AND AIRPORT)**

Enterprise funds are used to account for the City's water, wastewater, sanitation, gas and airport operations. These funds are financed and operated in a manner similar to private business enterprises. Utility and Airport Fees should be sufficient to cover annual operating and current capital costs while providing income for future capital needs.

Alpine City Council sets the rates and fees annually by resolution during the budget process. For the fiscal year 2023-2024 no increase is being recommended as part of the budget process.

### **DEBT SERVICE (INTEREST & SINKING) FUND**

The Debt Service Fund accounts for the payment of long-term principal and interest debt payments. The City issues debt to fund the cost of construction of streets, paving and related projects, improvements to City buildings, and construction and rehabilitation of the City water and sewer systems.

For fiscal year 2023 – 2024, \_\_\_\_\_ per hundred-dollar valuation is the City's debt service portion of the City's total \_\_\_\_\_ property tax rate. The debt rate is used to pay the principal and interest on the City's outstanding debt during the fiscal year. The unencumbered portion is paid for by the Water and Wastewater Enterprise Fund.



Annual Debt service requirements to maturity are as follows:

**Governmental Activities**

	Year Ending September 30,	Principal	Interest
<u>Certificates of Obligation - 2011 Series</u>	2024	\$ 36,400	\$ 13,798
56% - Debt Fund	2025	\$ 39,200	\$ 12,199
44% - Enterprise - Water	2026	\$ 39,200	\$ 10,541
	2027	\$ 42,000	\$ 8,824
	2028	\$ 44,800	\$ 6,988
	2029	\$ 44,800	\$ 5,093
	2030	\$ 47,600	\$ 3,139
	2031	\$ 50,400	\$ 1,066
		<u>\$ 344,400</u>	<u>\$ 61,648</u>

	Year Ending September 30,	Principal	Interest
<u>General Obligation Refunding Bonds - 2011 Series</u>	2024	\$ 96,000	\$ 1,711
60 % - Debt Fund			
40% - Enterprise Water		<u>\$ 96,000</u>	<u>\$ 1,711</u>

**Business-Type Activities (Enterprise)**

	Year Ending September 30,	Principal	Interest
<u>Certificates of Obligation - 2011 Series</u>	2024	\$ 28,600	\$ 10,841
56% - Debt Fund	2025	\$ 30,800	\$ 9,585
44% - Enterprise - Water	2026	\$ 30,800	\$ 8,282
	2027	\$ 33,000	\$ 6,933
	2028	\$ 35,200	\$ 5,491
	2029	\$ 35,200	\$ 4,002
	2030	\$ 37,400	\$ 2,466
	2031	\$ 39,600	\$ 838
		<u>\$ 270,600</u>	<u>\$ 48,438</u>

	Year Ending September 30,	Principal	Interest
<u>General Obligation Refunding Bonds - 2011 Series</u>	2024	\$ 64,000	\$ 1,140
60 % - Debt Fund			
40% - Enterprise Water		<u>\$ 64,000</u>	<u>\$ 1,140</u>

	Year Ending September 30,	Principal	Interest
<u>Certificate of Obligation - 2005 Series</u>	2024	\$ 138,000	\$ -
	2025	\$ 138,000	\$ -
	2026	\$ 138,000	\$ -
	2027	\$ 138,000	\$ -
	2028	\$ 138,000	\$ -
	2029	\$ 138,000	\$ -
	2030	\$ 138,000	\$ -
	2031	\$ 138,000	\$ -
	2032	\$ 138,000	\$ -
	2033	\$ 138,000	\$ -
	2034	\$ 138,000	\$ -
	2035	\$ 138,000	\$ -
	2036	\$ 138,000	\$ -
		<u>\$ 1,794,000</u>	<u>\$ -</u>

Total debt obligation for City of Alpine for fiscal year 2023-2024 is \$390,491. Of that amount, \$147,909 is secured by property taxes and \$242,582 is from the Water/Wastewater/Sanitation Enterprise Fund. The City will be making the final payment for the 2011 General Obligation Refunding Bond during the 2023-2024 Fiscal Year, continuing to reduce the level of debt the city manages.

## Budgetary Highlights FY 2023 - 2024

### OVERVIEW – CITY AS A WHOLE

- **EMPLOYEES**

- **Compensation:** The proposed FY 2024 Budget includes a five percent (5%) cost of living increase for all employees. An overall increase across the City of \$552,147. An additional five percent (5%) is also included for each employee to allow for merit raises and/or promotions. An additional increase of \$209,918 City wide. Total increase of \$762,064 in salaries, overtime, longevity pay, and differential/certification pay for all departments and funds. The City also provides longevity pay for employees who have been with the City for more than three (3) months as of November 30 and are full time. In addition, several departments offer pay opportunities through pay differentials for certifications.
- **Staffing:** 98.5 positions are being budgeted for FY 2023-2024. Several positions previously budgeted for are being removed, including positions in the Public Works-Street Department and Utilities – Water Department. An evaluation of positions determined the need to reduce some departments’ number of open positions. Below is a breakdown the budgeted positions by department:

DEPARTMENT	FY 2022-2023	FY 2023-2024	REASON FOR CHANGE
ADMINISTRATION	5.5	5	Grant Writer remained in Finance Department
MUNICIPAL COURT	1	1	
POLICE	19.5	20.5	Administrative Assistant - New Position
BUILDING SERVICES	2.5	3	Environmental Services Coordinator to return to full time positioning opening up the Code Enforcement Position
HUMAN RESOURCES	1	1	
FINANCE	5	5.5	Grant Writer (.5)
ANIMAL CONTROL	5.5	5.5	
PARKS & RECREATION	6	6	
STREETS	14	10.5	Prior year new positions removed - unable to fill. One full time position reduced to part-time
UTILITY BILLING	2	2	
WATER	15	13	Reduced - Current Fiscal Year request multiple new positions - unable to fill
WASTEWATER	3	3	
ENVIRONMENTAL SERVICES	2.5	3	Environmental Service Coordinator full time
HOT	1.5	1.5	
AIRPORT	2	2	
GAS	10	10	
CITY COUNCIL	6	6	
<b>CITY TOTAL</b>	<b>102</b>	<b>98.5</b>	

- **Recruiting:** The City of Alpine is not alone in the search for employees and continues to have difficulty filling open positions. Over the next year the City will continue to focus on improving recruiting methods within the City. This includes continued streamlining of the application process, utilizing additional job boards, and social media, third party hiring groups, and continued updating of the City website.
- **Health Benefits:** The City will see a five percent (5%) increase in health costs citywide.
- **LIABILITY, PROPERTY COVERAGE, AND WORKMAN'S COMP:** Alpine utilizes the Texas Municipal League (TML) to assist with the required and necessary insurance coverages for liability, property, auto, cyber liability, security breach, and workman's comp. FY 2023-2024 includes increases in rates for Law Enforcement Liability (10% increase), Automobile Liability (10% increase) and Automobile Physical Damage (5% increase). Workman's compensation is determined by the classification and wages the City provides employees. This year's there is no percentage increase but it is expected to increase with the increase in employee wages. The City does receive an experience modifier (cost reduction), as well as a fund discount.
- **GRANTS:** During FY 2023, the City actively pursued over 15 different grants for economic development, infrastructure improvements, law enforcement, parks, heavy equipment, and emergency management. The City will continue to search for and apply for all grants that will best address the City's priorities and needs. In addition, the City is focused on all funding sources to address the needs of the Waste Water Treatment Plant.
  - **American Rescue Plan Act Funding (ARPA):** \$1,304,309 was designated to be disbursed to Alpine as part of the ARPA. These funds are restricted by the Federal government to be used based on guidelines set by the Act. The main focus of these funds will be used to invest in water and sewer infrastructure, making necessary investments to improve access to clean drinking water, support vital wastewater and stormwater infrastructure. The first tranche of fundings was dedicated by Council for improvements to the Wastewater Treatment Plant. Funds received need to be obligated no later than December 2024 and expended by December 2026.
  - **Combination Funding:** As part of the strategic plan, one of the action items is to continue working towards a combination of funding sources to fund repairs to the wastewater treatment plant. This includes working with the Texas Water Development Board (TWDB), United States Department of Agriculture (USDA), FEMA, and possible debt options.
- **CITY FLEET:** In 2017, the City of Alpine initiated a fleet program through Enterprise Fleet and replaced multiple city owned vehicles. The program is designed for the City to lease new model trucks, cars, and SUVs and maintain a reliable fleet for day to day operations, in addition to building equity towards the replacement of future vehicles. The first set of leased vehicles were provided to the Utilities Department in late 2018 and leased for sixty (60) months. Each year following, the City has added to its fleet. In FY 2021-2022 several of the original leased vehicles were extended an additional year due to the delay in availability of newer vehicles. For FY 2023-2024 six (6) of the leased vehicles will be replaced with new comparable models. One (1) additional vehicle (Police Interceptor) is being added to the police department fleet and the Administration vehicle is being transferred to the Building Services Department.

- **CAPITAL ASSETS:** For fiscal year 2023-2024, the following items are being considered within the budget:
  - Tasers – Alpine Police Department
  - Animal Shelter Repairs/Maintenance – Animal Control
  - Employee Lounge Area – Public Works - Street
  - Wastewater Treatment Plant – Clarifiers & Drying Beds
  - GIS System – Water & Wastewater
  - Airport Layout Plan
  - Visitor Center – Windows, Walls, Ceiling, and Roof Repairs
  - Automated Meters (1<sup>st</sup> Phase) – Gas Department
  - HVAC Unit – Gas Department
  
- **CAPITAL IMPROVEMENT PLAN:** This year’s five-year capital improvement plan continues to utilize the new format, providing additional information and a breakdown of possible funding, impact, and visual aid. The 2024-2028 CIP encompasses heavy equipment, software updates/improvements, and infrastructure needs. The total plan is estimated at \$13,277,950. The CIP is included in the budget but does not appropriate funds. It supports the budget process and long-term goals of the City.
  
- **FUND BALANCE-NET POSITION/RESERVE FUNDS:** The proposed budget does include use of fund balance/ net position to cover certain expenses.
  - Enterprise Fund – Utilities - Wastewater – use of ARPA from reserves to cover required and necessary repairs to the clarifiers.
  - Enterprise Fund – Airport – use of reserves/net position to cover the City’s matching requirement for TxDOT Aviation Grant opportunity to update the airport’s layout plan and improvements to facility.
  - Tourism – Hotel Occupancy Tax Fund – use of fund balance/reserves to cover the continued improvements to the Visitor Center and installation mural.

The proposed budget does not include allocation of funds towards reserves. Funding of reserves shall come from one-time revenue, excess fund balance and revenues in excess of expenditures.

**DEPARTMENT PROJECT PRIORITIES:** For the fiscal year 2023-2024, departments were asked to provide their top three (3) priority projects they wanted to see completed within their departments during the year.

- **ADMINISTRATION & COURT & HUMAN RESOURCES -** The project priorities for Administration and Municipal Court include:
  - The purchase of four (4) new desktop computers,
  - Continued education/training, and
  - Updating of the ordinance books,
  - Establish Core Values for the City of Alpine,
  - Develop structure of upward mobility for each job description,
  - Develop a comprehensive active employee and retirement package.

Travel and training have increased for this year's budget to allow for the necessary continuing education courses, professional development programs and completion of the City Secretary certification program.

As part of the strategic plan, Administration and Human Resources will work with the Council to establish Core Values. The Core Values will be a guide for expectations of employees, a tool for rewarding exemplary employees and for disciplinary actions. Developing job descriptions that provide clear duties, expectations and chain of command will assist with employee retention as well as recruiting new team members. The last priority of developing a comprehensive active employee and retirement package will include identifying additional employee benefits and retirement options. This will also assist with recruiting and retaining employees.

- **ALPINE POLICE DEPARTMENT** – Project priorities for the department include:
  - Community Oriented Policing and
  - Training and travel.

The police department finds that building a stronger relationship with the community and visitors will help educate and inspire community involvement. Community projects include participating with other entities in community activities (AISD Homecoming, SRSU Homecoming, Red Ribbon Week, AHS Drunk Driver Simulation, and the variety of sport activities), hosting community events (Halloween Safety/Pumpkin Patch, Blue Santa, Bicycle Rodeo & Car Seat Assistance, Graffiti Abatement, and a memorial blood drive), and working with non-profits and tourist events (Zuzu Verk & Domestic Violence, Artwalk, Fiesta 188, Sprites of the West, Cinco De Mayo, Easter Egg Celebration, March for Meals).

- **BUILDING SERVICES** - Building Services priority projects include:
  - Employee training/certification,
  - Three (3) new desktop computers, and
  - Community education.

Training will include Permit Tech Certification, Code Enforcement Certification, and continued building official education courses. The Building Services Team will also focus on providing regular public service announcements to help keep the community informed regarding city ordinances and permitting requirements.

- **FINANCE** – the top priorities for the Finance Team include:
  - Software,
  - Training, and
  - Two (2) new desktop computers.

The procurement of new software will further assist the Finance Team with day-to-day operations of accounts payable, accounts receivable, and payroll, provide reports to departments and the Council and assist with budgeting. With several new team members, training will be a priority to ensure they are provided with the necessary resources and tools to manage their responsibilities. Training will include cash handling, Government

Finance Officer Association of Texas (GFOAT) webinars, payroll, and webinars offered through Texas Municipal League (TML).

- **ANIMAL SERVICES** - Priorities for the Animal Services Team include:
  - Training,
  - Two (2) desktop computers, and
  - Building maintenance (Dog Runs).

Training will include Basic Animal Control Officer courses, Euthanasia Certification, Advanced Animal Control Officer courses, and continuing education courses for all Animal Control Officers. The department also plans to host a Dogs Play for Life Course to provide valuable information to residents and the surrounding communities. The Animal Shelter dog runs need repairs to include extensive cleaning and prep to repaint the area.

- **PUBLIC WORKS – PARKS** – Priority projects include:
  - Replacing/updating fencing,
  - Painting of picnic tables and playground equipment,
  - Training, and
  - Replacing/updating park signage

Council tasked the Parks Board with developing uniformed park rules which will require the replacing/updating of several park signs. Also included in the task list was to provide an inventory of park equipment, as a result, it was noted that several pieces of equipment need to be repaired and painted. The Parks Team agrees these are both priority projects for FY 2023-2024. The team also prioritized replacing fencing around the softball fields and parks and providing irrigation training.

- **PUBLIC WORKS – STREET** – Priority projects include:
  - Seal Coating, and
  - Creek Maintenance

For FY 2023-2024, the Public Works will primarily focus on seal coating. During the next twelve (12) months, the City will evaluate the current recommended list for paving, compare with the Street Master Plan and plan for outsourcing paving for FY 2024-2025. This will also allow coordination with utilities to plan with the Public Works department to replace infrastructure. Their other priority for the year is to address the creeks within the City by installing baskets full of rocks to eliminate erosion of creek banks. Eliminating the erosion will also assist with protecting the utility lines that get exposed.

- **ENTERPRISE FUND – UTILITIES** - The Utility Fund includes water, wastewater, and environmental services (sanitation) for the City of Alpine. FY 2024 priority projects includes:
  - Wastewater Treatment Plant Repairs
  - Clarifier 1
  - Reconstruction of six (6) drying beds

- Water - Lead & Copper Rule Requirements
- Water & Wastewater - Geographical Information System (GIS)
- Environmental Services
  - Used Oil, Filters, Antifreeze Recycling
  - Batteries & Paint Disposal
  - Electronic Recycling
  - Community Education & Outreach
  - Illegal Dumping Cameras

As part of the priorities from the strategic plan, the continued improvements/repairs are included in the priorities of the Wastewater Department. Currently, the team struggles with the continued failure of the clarifiers within the plant and has prioritized the repairs to Clarifier 1. In addition, the reconstruction of the drying beds would further assist the team with the demands of sludge removal.

In December of 2021, the Environmental Protection Agency issued new regulations regarding Lead and Copper Rule Improvements to better protect communities from exposure to lead in drinking water. The City is mandated to complete and submit an inventory of all water lines within the system and on the customer side. The City has submitted a Project Information Form (PIF) to the Texas Water Development Board Drinking Water State Revolving Fund – Lead Service Line Replacement for possible grant/loan funding to assist with the planning and replacement of lines. The estimated total cost of the project is \$6,011,144.

The addition of a Geographical Information System (GIS) is a priority for both departments. The system will assist the water department with the mandated requirements from the Lead and Copper Rule Improvements.

Environmental Services prioritized several recycling programs to assist the community with proper disposal of hazardous waste. Community Education and Outreach as well as illegal cameras are also a priority of the team to continue to Keep Alpine Beautiful.

- **ENTERPRISE FUND - AIRPORT:** The Airport continues to utilize TxDOT Aviation funding to make improvements to the airport. For FY 2023-2024, TxDOT Aviation will be assisting with the update of the airport’s layout plan, a priority for the airport to expand and utilize future funding opportunities. The Airport Team priority projects for FY 2024 include:
  - Facility improvements - Climate Controlled Terminal,
  - Facility improvements - Installation of electricity to storage unit (Conex box), and
  - Training.

Continued improvements to the terminal building to include additional mini-split units to maintain the temperature in both areas of the terminal for pilots and visitors at the airport. Installation of electrical services to the storage unit (Conex box) to provide employees with a workspace for day-to-day operations and storage of power equipment. Training will include fuel safety, customer service, and participation in the available webinars offered through the Texas Airports Council.



- **TOURISM – HOT FUND** – For FY 2023-2024, the Visitor Center prioritized their needs to include:
  - Update of windows and walls,
  - Repairs to the roof and ceiling, and
  - Installation of a Dark Sky Mural

Over the past several years the City invested in the maintenance and improvements to the Visitor Center. The priorities provided by the Visitor Center Coordinator include two main repair projects needed to maintain the facility. The current windows are damaged, and many cannot be opened. Replacing them will allow for functional use of the windows. The replacement of windows will also entail repairs to the interior and exterior walls as the windows are not standard sizes. The ceiling in the Visitor Center has visible water damage and is split in some areas. As part of the repairs the trusses will be examined and replaced as needed, as well as the lighting. The last part of the project would include the replacement of the roof.

The installation of a Dark Sky Mural is included as part of the Visitor Center Remodel. The wall on the east side of the back covered patio was intentionally built with no windows or doors to allow for the installation of a mural. The mural would be another highlight to the community and focus on the Dark Sky initiative.

- **ENTERPRISE FUND – GAS** – The Gas Team is focused on the following priorities:
  - Continuing to meet the mandatory requirements required as part of the Distribution Integrity Management Plan (**DIMP**),
  - Automated Meter Readers,
  - Building Maintenance/Updates, and
  - Meter maintenance program.

FY 2023-2024 the Gas Department will initiate the first phase of automated meter readers in Fort Davis, Texas. This will allow the department additional time to focus on DIMP projects and meter maintenance. Building maintenance includes the installation of new HVAC system.

## CONCLUSION

The development of the budget this year shows how much value the City Council and staff add to the process. The budget workshops provided openness to address challenges within our community. A lot of work has been devoted to the budget process over the past several months and has paid off with a budget that address the priorities of the Residents, the Council, and departments. As the City continues to grow, we must continue to focus on our long-range financial plans to further streamline the City's operations and costs.

We are committed to bringing all resources possible to the table to improve our infrastructure and recognize that city employees are our most important resource.

I am grateful for the Council’s leadership, clarity of purpose and priorities, and commitment to serving our community. The City continues to invest in significant improvements for the community of Alpine.

Sincerely,

**Megan Antrim, CPFIM**  
City Manager

# City of Alpine FY 2024 Budget Calendar

All dates of local meetings are subject to progress made during workshops. Meetings and adoption dates are subject to change.

## TENTATIVE DATES:

**May 5** - Hot Grant Applications DUE

**May 9** – Presentation of Budget Calendar and budget discussion

**June 1** – 1st Budget Workshop / Strategic Plan Goals / Draft of CIP

**June 8** – 2nd Budget Workshop – Review of annual policies - Employees

**June 13** - 3rd Budget Workshop - Expenses

**June 24** - 4th Budget Workshop - Revenue

~~**July 5** – Present DRAFT Proposed Budget / File with City Secretary~~

**July 11** – Budget Workshop

**July 17** – File DRAFT Proposed Budget with City Secretary

**July 18** – Budget Workshop

**August 1** – Discuss Tax Rates (dependent on receipt of certified tax roll) / 1<sup>st</sup> Reading – Budget

**August 15** – 2<sup>nd</sup> Reading and Approval- Budget

**September 5** – Adoption of Tax Rate (Dependent on direction of Council)

## TENTATIVE DATES: (Internal)

**January – April** – Initial Discussion with Departments on priorities and goals for FY 2024

**April 6** – HOT Grant Applications OPEN

**May 4** – Issue Department Budget Worksheets

**May 4** – Issue City Council Budget Questionnaire

**May 18** – City Council Budget Questionnaire DUE

**May 29** – Department Budget Worksheets DUE

~~**July 13** – Budget Summary notice in Paper~~

**July 20** – Budget Summary notice in Paper

**July 25** – Issuance of Certified Tax Roll (Dependent on Appraisal Office and Tax Office)

**July 20 & 27** – Notice in Paper for 1<sup>st</sup> Reading

**August 3 & 10** – Notice in Paper for 2<sup>nd</sup> Reading & Public Hearing – Budget

**August 2023** – Notice in Paper for Tax Rate/ 1<sup>st</sup> Reading & Public Hearing (Dependent on direction Council takes with raising or accepting no new revenue rate)

**CITY OF ALPINE, TEXAS  
COMBINED BUDGET SUMMARIES**

<b><u>REVENUE</u></b>	<b><u>ADOPTED</u></b>	<b><u>PROPOSED</u></b>	
	<b><u>FY 2022-2023</u></b>	<b><u>FY 2023-2024</u></b>	
NON DEPARTMENTAL – GENERAL	\$ 44,500	\$91,500	
ADMINISTRATION	\$ 1,033,122	\$1,157,693	
MUNICIPAL COURT	\$ 50,250	\$50,250	
POLICE	\$ 4,850	\$4,650	
AD VALOREM TAX	\$ 1,992,874	\$1,992,874	
BUILDING SERVICES	\$ 94,000	\$94,000	
ANIMAL CONTROL	\$ 47,450	\$47,450	
PARKS / COMMUNITY RECREATION	\$ 24,000	\$25,500	
STREETS	\$ 100,200	\$70,200	
TRANSFERS	\$ 282,000	\$0	
ALL TAXES	\$ 2,110,000	\$2,260,000	
FIRE DEPARTMENT	\$ 20,000	\$0	
<b>General Fund Sub-Total</b>	<b>\$ 5,803,246</b>	<b>\$5,794,117</b>	
<b>INTEREST &amp; SINKING</b>	<b>\$ 149,817</b>	<b>\$147,909</b>	
NON DEPARTMENTAL – ENTERPRISE	\$ 6,500	\$75,000	
WATER	\$ 1,961,000	\$1,961,000	
SEWER	\$ 750,000	\$750,000	
SANITATION / RECYCLING	\$ 2,278,650	\$2,440,350	
TRANSFERS	\$ 702,114	\$1,451,545	
AIRPORT	\$ 761,204	\$800,512	
GAS FUND	\$ 2,217,000	\$2,225,000	
<b>Enterprise Fund Sub-Total</b>	<b>\$ 8,676,468</b>	<b>\$9,703,407</b>	
<b>Tourism Fund - Hotel Occupancy Tax Sub-1</b>	<b>\$ 782,398</b>	<b>\$1,016,963</b>	
<b>TOTAL REVENUE</b>	<b>\$ 15,411,929</b>	<b>\$16,662,396</b>	<b>7.50%</b>

**CITY OF ALPINE, TEXAS  
COMBINED BUDGET SUMMARIES**

<b><u>EXPENDITURES</u></b>	<b><u>ADOPTED</u></b>	<b><u>PROPOSED</u></b>	
	<b><u>FY 2022-2023</u></b>	<b><u>FY 2023-2024</u></b>	
NON DEPARTMENTAL – GENERAL	\$ 553,161	\$656,800	
CITY GOVERNMENT	\$ 129,888	\$151,773	
ADMINISTRATION	\$ 446,007	\$464,277	
HUMAN RESOURCE	\$ 66,093	\$59,021	
FINANCE	\$ 327,819	\$398,639	
MUNICIPAL COURT	\$ 97,096	\$107,590	
POLICE	\$ 1,397,900	\$1,425,199	
FIRE DEPARTMENT	\$ 77,250	\$0	
AD VALOREM TAX	\$ -	\$ -	
BUILDING SERVICES	\$ 219,094	\$261,026	
ANIMAL CONTROL	\$ 380,109	\$400,543	
PARKS / COMMUNITY RECREATION	\$ 527,977	\$541,341	
STREETS	\$ 1,467,802	\$1,255,354	
BUILDING MAINTENENACE	\$ 113,050	\$72,554	
<b>General Fund Sub-Total</b>	<b>\$ 5,803,246</b>	<b>\$5,794,117</b>	
<b>INTEREST &amp; SINKING</b>	<b>\$ 149,817</b>	<b>\$147,909</b>	
NON DEPARTMENTAL – UTILITY BILLIN	\$ 401,625	\$429,806	
WATER	\$ 2,178,006	\$2,016,539	
SEWER	\$ 949,161	\$1,944,686	
SANITATION / RECYCLING	\$ 2,169,471	\$2,286,864	
AIRPORT	\$ 761,204	\$800,512	
GAS FUND	\$ 2,217,000	\$2,225,000	
GAS FUND RESERVES	\$ -	\$0	
<b>Enterprise Fund Sub-Total</b>	<b>\$ 8,676,467</b>	<b>\$9,703,407</b>	
<b>Tourism Fund - HOT Sub-Total</b>	<b>\$ 782,398</b>	<b>\$1,016,963</b>	
<b>TOTAL EXPENDITURES</b>	<b>\$ 15,411,928</b>	<b>\$16,662,396</b>	<b>7.50%</b>

## **MULTI-YEAR PROJECTION OF REVENUES, EXPENSES, RESERVES**

This is the second year a multi-year projection of revenues and expenses has been provided as part of the budget process. The three-year projection focuses mainly on revenues and expenses. However, reserves and fund balance-net positions have been included as part of this year's budget discussions. The current level of priorities, infrastructure needs and State mandated requirements, and emergencies make reserves and fund balance-net position an important factor when considering short and long term needs of the community.

Several factors were considered when developing the multi-year projection for the City of Alpine:

First, a review of the City's prior fiscal year revenues, expenses, fund balances/net positions, and reserve funds. The City of Alpine has recovered from shortfalls due to poor fiscal management in prior years. The City has successfully maintained a positive fund balance, built reserves for dedicated projects, and is addressing current and long-term capital improvement projects.

Reserve funds have been created to assist with long- and short-term infrastructure improvements across the City:

- Capital Improvements - Wastewater Treatment Plant
- Capital Improvements - Generators
- Capital Improvements - Holiday Inn Lift Station
- Capital Improvements – Water and Wastewater Infrastructure
- Capital Improvements – Airport
- Capital Improvements – Tourism
- Capital Improvements – Fire Equipment
- Capital Improvements – Splash Pad
- Capital Improvements – Paving Projects
- Capital Improvements – Pueblo Nuevo Park

Second, major events, projects, and priorities the City has current and obligated to over the next several years.

- Employee Compensation and Benefits
  - The second priority of the strategic plan consists of improving employee compensation and benefits. FY 2023-2024 provides up to a ten percent (10%) increase for all employees. Five percent (5%) cost of living and an additional five percent (5%) for merit and/or promotion. Over the next two years the City will implement a pay scale to provide clear guidance and growth for employees.
- City Debt
  - The City will be making the final payment on the 2011 General Obligation Refunding Bond during the 2023-2024 Fiscal Year, continuing to reduce the level of debt the city manages. The City could utilize this opportunity to seek additional debt to assist with infrastructure needs.

- Wastewater Treatment Plant Improvements
  - In FY 2023, The installation of an automatic bar screen and new aerator at the Wastewater Treatment Plant was completed. The Wastewater Treatment Plant is a priority of the community and City Council. Major repairs are needed to bring the plant up to minimum operating standards and continue to be addressed through engineering reports, allocation revenue sources, and ongoing discussions. FY 2024 includes \$1,150,000 for continued improvements. The City is focusing on future funding needs through grants and loans to allow for minimum impact on utility rates.
  
- Lead & Copper Rule Improvements
  - In December of 2021, the Environmental Protection Agency issued new regulations regarding Lead and Copper Rule Improvements to better protect communities from exposure to lead in drinking water. The City is mandated to complete and submit an inventory of all water lines within the system and on the customer side. The City has submitted a Project Information Form (PIF) to the Texas Water Development Board Drinking Water State Revolving Fund – Lead Service Line Replacement for possible grant/loan funding to assist with the planning and replacement of lines. The estimated total cost of the project is \$6,011,144.
  - The City is required to submit an inventory of the water system lines by October 16, 2024.
  
- Airport Improvements
  - The Alpine Casparis Municipal Airport has also undertaken multiple projects which impact the current and future needs of the airport. Texas Department of Transportation, Aviation Division, provides multiple sources of funding to assist with the maintenance and future needs of the airport.
  - Future projects include updating the Airport Layout Plan, relocation of the AWOS, and continued repairs to the runways.
  
- Replacement of department fleets, heavy equipment, building maintenance, and basic operating needs affect all department budgets.

Third, outside factors that may influence revenue and expenses. Outside factors considered is the economic outlook of the Country, supply chain needs, labor force and unemployment, and inflation.

Taking into consideration prior year's revenues and expenses, City's current and future needs, and an overall view of the economy; revenue projections remain conservative with a three percent (3%) increase across each department and fund and operating expenses are projected to increase an estimated five percent (5%). Capital projects and improvements are not included in the multiyear trend, nor is the allocation of reserves or fund balance-net positions. The difference reflects the shortage for the City of Alpine as a whole and are only projections based on current available data. Does not include any possible outside funding sources. As the City continues to plan for the needs of the employees and community the trend will expand to include an in-depth outline of the financial needs of the City.

## NOTES

- Paving projects (outsourced) are not included in the FY 2023-2024 budget or trend.
- Federal and State grants are not included, as start dates continue to be pushed back as both Federal and State funding sources are limited. Capital projects based off these funding sources include Pueblo Nuevo Park and Alpine Casparis Municipal Airport projects.
- Generator - Wells/ Storage Tank Project - pending grant application, would require use of reserve funds dedicated to the purchase of generators.
- Holiday Inn Lift Station Improvements - pending, would require use of reserve funds dedicated to improvements.



### 3 Year Trend Table

#### CITY OF ALPINE, TEXAS PROJECTED THREE YEAR TREND

<u>REVENUE</u>	<u>ADOPTED</u> <u>FY 2022-2023</u>	<u>PROPOSED</u> <u>FY 2023-2024</u>	<u>PROJECTED</u> <u>FY 2024-2025</u>	<u>PROJECTED</u> <u>FY 2025-2026</u>	<u>PROJECTED</u> <u>FY 2026-2027</u>
NON DEPARTMENTAL – GENERAL	\$ 44,500	\$91,500	\$94,245	\$97,072	\$99,985
ADMINISTRATION	\$ 1,033,122	\$1,157,693	\$1,192,424	\$1,228,197	\$1,265,042
MUNICIPAL COURT	\$ 50,250	\$50,250	\$51,758	\$53,310	\$54,910
POLICE	\$ 4,850	\$4,650	\$4,790	\$4,933	\$5,081
AD VALOREM TAX	\$ 1,992,874	\$1,992,874	\$2,052,660	\$2,114,240	\$2,177,667
BUILDING SERVICES	\$ 94,000	\$94,000	\$96,820	\$99,725	\$102,716
ANIMAL CONTROL	\$ 47,450	\$47,450	\$48,874	\$50,340	\$51,850
PARKS / COMMUNITY RECREATION	\$ 24,000	\$25,500	\$26,265	\$27,053	\$27,865
STREETS	\$ 100,200	\$70,200	\$72,306	\$74,475	\$76,709
RESERVES - FUND BALANCE	\$ 282,000	\$0	\$0	\$0	\$0
ALL TAXES	\$ 2,110,000	\$2,260,000	\$2,327,800	\$2,397,634	\$2,469,563
FIRE DEPARTMENT	\$ 20,000	\$0	\$0	\$0	\$0
CAPITAL IMPROVEMENT RESERVES					
<b>General Fund Sub-Total</b>	<b>\$ 5,803,246</b>	<b>\$5,794,117</b>	<b>\$5,967,941</b>	<b>\$6,146,979</b>	<b>\$6,331,388</b>
INTEREST & SINKING	\$ 149,817	\$147,909	\$147,909	\$51,400	\$49,742
NON DEPARTMENTAL – ENTERPRISE	\$ 6,500	\$75,000	\$77,250	\$79,568	\$81,955
WATER	\$ 1,961,000	\$1,961,000	\$2,019,830	\$2,080,425	\$2,142,838
SEWER	\$ 750,000	\$750,000	\$772,500	\$795,675	\$819,545
SANITATION / RECYCLING	\$ 2,278,650	\$2,440,350	\$2,513,561	\$2,588,967	\$2,666,636
CAPITAL IMP. RESERVES - NET POSITION	\$ 702,114	\$1,451,545	\$0	\$0	\$0
AIRPORT	\$ 761,204	\$766,457	\$788,701	\$811,612	\$835,210
CAPITAL IMPROVEMENT RESERVES		\$34,055			
GAS FUND	\$ 2,217,000	\$2,225,000	\$2,291,750	\$2,360,503	\$2,431,318
CAPITAL IMPROVEMENT RESERVES					
<b>Enterprise Fund Sub-Total</b>	<b>\$ 8,676,468</b>	<b>\$9,703,407</b>	<b>\$8,463,591</b>	<b>\$8,716,749</b>	<b>\$8,977,501</b>
<b>Tourism Fund - Hotel Occupancy Tax Sub-Tot</b>	<b>\$ 782,398</b>	<b>\$1,016,963</b>	<b>\$1,043,500</b>	<b>\$1,070,833</b>	<b>\$1,098,986</b>
<b>TOTAL REVENUE</b>	<b>\$ 15,411,929</b>	<b>\$16,662,396</b>	<b>\$15,622,941</b>	<b>\$15,985,961</b>	<b>\$16,457,618</b>

<u>EXPENDITURES</u>	<u>ADOPTED</u> <u>FY 2022-2023</u>	<u>PROPOSED</u> <u>FY 2023-2024</u>	<u>PROJECTED</u> <u>FY 2024-2025</u>	<u>PROJECTED</u> <u>FY 2025-2026</u>	<u>PROJECTED</u> <u>FY 2026-2027</u>
NON DEPARTMENTAL – GENERAL	\$ 553,161	\$656,800	\$689,640	\$724,122	\$760,328
CITY GOVERNMENT	\$ 129,888	\$151,773	\$159,362	\$167,330	\$175,696
ADMINISTRATION	\$ 446,007	\$464,277	\$487,491	\$511,865	\$537,459
HUMAN RESOURCE	\$ 66,093	\$59,021	\$61,972	\$65,071	\$68,324
FINANCE	\$ 327,819	\$398,639	\$418,571	\$439,499	\$461,474
MUNICIPAL COURT	\$ 97,096	\$107,590	\$112,970	\$118,618	\$124,549
POLICE	\$ 1,397,900	\$1,425,199	\$1,496,459	\$1,571,282	\$1,649,846
FIRE DEPARTMENT	\$ 77,250	\$0	\$0	\$0	\$0
BUILDING SERVICES	\$ 219,094	\$261,026	\$274,077	\$287,781	\$302,170
ANIMAL CONTROL	\$ 380,109	\$400,543	\$420,570	\$441,599	\$463,679
PARKS / COMMUNITY RECREATION	\$ 527,977	\$516,341	\$542,158	\$569,266	\$597,729
STREETS	\$ 1,467,802	\$1,255,354	\$1,304,022	\$1,355,123	\$1,408,779
BUILDING MAINTENANCE	\$ 113,050	\$97,554	\$102,432	\$107,553	\$112,931
CAPITAL IMPROVEMENT RESERVES					
<b>General Fund Sub-Total</b>	<b>\$ 5,803,246</b>	<b>\$5,794,117</b>	<b>\$6,069,723</b>	<b>\$6,359,109</b>	<b>\$6,662,964</b>
INTEREST & SINKING	\$ 149,817	\$147,909	\$147,909	\$51,400	\$49,742
NON DEPARTMENTAL – UTILITY BILLING	\$ 401,625	\$429,806	\$451,296	\$473,861	\$497,554
WATER	\$ 2,178,006	\$1,759,680	\$1,812,558	\$1,868,081	\$1,926,379
SEWER	\$ 949,161	\$750,000	\$787,500	\$826,875	\$868,219
SANITATION / RECYCLING	\$ 2,169,471	\$2,286,864	\$2,401,207	\$2,521,268	\$2,647,331
CAPITAL IMPROVEMENT RESERVES		\$1,451,545			
AIRPORT	\$ 761,204	\$766,457	\$803,530	\$842,456	\$883,329
CAPITAL IMPROVEMENT RESERVES		\$34,055			
GAS FUND	\$ 2,217,000	\$2,225,000	\$2,336,250	\$2,453,063	\$2,575,716
CAPITAL IMPROVEMENT RESERVES					
<b>Enterprise Fund Sub-Total</b>	<b>\$ 8,676,468</b>	<b>\$9,703,407</b>	<b>\$8,592,342</b>	<b>\$8,985,603</b>	<b>\$9,398,527</b>
<b>Tourism Fund - HOT Sub-Total</b>	<b>\$ 782,398</b>	<b>\$1,016,963</b>	<b>\$1,061,191</b>	<b>\$1,107,631</b>	<b>\$1,156,393</b>
<b>TOTAL EXPENDITURES</b>	<b>\$15,411,929</b>	<b>\$16,662,396</b>	<b>\$15,871,165</b>	<b>\$16,503,743</b>	<b>\$17,267,626</b>

DIFFERENCE - CITY WIDE

\$248,224

\$517,782

\$810,009



**GENERAL FUND**

**PROPOSED 2023-2024**

**GENERAL FUND**

REVENUE	FY 22-23 Budget	PROPOSED 23-24	DIFFERENCE	EXPENSE	DIFFERENCE	FY 22-23 Budget	PROPOSED 23-24	DIFFERENCE
NON DEPARTMENTAL	\$44,500.00	\$20,000	(\$24,500.00)			\$553,162.00	\$656,800	\$103,638.15
AD VALOREM TAXES	\$1,992,874.00	\$1,992,874	\$0.00					
CITY SALES TAX	\$2,110,000.00	\$2,260,000	\$150,000.00					
ADMINISTRATIVE	\$1,033,122.00	\$1,157,693	\$124,570.78			\$129,888.00	\$151,773	\$21,885.00
INTEREST	\$0.00	\$71,500				\$446,007.00	\$464,277	\$18,270.00
MUNICIPAL COURT	\$50,250.00	\$50,250	\$0.00			97,096.00	\$107,590	\$10,494.00
POLICE DEPARTMENT	\$4,850.00	\$4,650	(\$200.00)			\$1,397,900.00	\$1,425,199	\$27,299.00
FIRE DEPARTMENT	\$20,000.00	\$0				\$77,250.00	\$0	(\$77,250.00)
BUILDING SERVICES	\$94,000.00	\$94,000	\$0.00			\$219,094.00	\$261,026	\$41,932.00
ANIMAL CONTROL	\$47,450.00	\$47,450	\$0.00			\$66,093.00	\$59,021	(\$7,072.00)
PARKS & POOL	\$24,000.00	\$25,500	\$1,500.00			\$327,819.00	\$398,639	\$70,820.00
STREET DEPARTMENT	\$382,200.00	\$70,200	(\$312,000.00) *****			\$380,109.00	\$400,543	\$20,434.00
TRANSFERS/RESERVES/FUND BAL	\$0.00	\$0	\$0.00			\$113,050.00	\$72,554	(\$40,496.00)
<b>TOTAL</b>	<b>\$5,803,246.00</b>	<b>\$5,794,117</b>	<b>\$0</b>			<b>\$1,467,802.00</b>	<b>\$1,255,354</b>	<b>(\$212,448.00)</b>

DIFFERENCE \$0

\*\*\*\*\*CAPITAL IMPROVEMENTS - RESERVES \*\*\*\*\*

FY 2022-2023 Estimated Fund Balance		FY 2022 - 2023 Estimated Reserves	
GENERAL FUND			
Beginning Fund Balance 9/30/2022	\$ 2,930,876.00	TexStar	\$ 2,085,000.00 **Includes ARPA Funds
2022-2023 Projected year End - Revenue	\$5,707,521.18	TxClass - Capital Improvements	\$ 296,000.00 **Dedicated to street paving
2022-2023 Projected Year End - Expenses	\$5,695,682.12	TxClass - Airport Reserves	\$ 30,000.00 **Dedicated TxDOT matching funds
Restricted Fund Balance	\$ -	TxClass - HOT Reserve	\$ 90,000.00 **Dedicated to HOT
Committed Fund Balance	\$ 710,725.00	TxClass - Creek Project	\$ 50,000.00 **Splash Pad
Other Committed Fund Balance	\$ -		
Unassigned Fund Balance	\$ 2,231,990.05	TXClass - Generators	\$ 190,000.00 **August 2021 reassigned to emergency equipment
Estimated Total Fund Balance	\$ 2,942,715.05	TxClass - Fire Department	\$ 206,000.00
Difference	\$ 11,839.05	TxClass - Water/Sewer Infrastructure	\$ 947,000.00 ** Water/Wastewater Infrastructure \$117,742 Dedicated to lift station improvements
		TxClass - Pueblo Nuevo Park	\$ 153,000.00 **Dedicated to TPWD Grant

ACCT NUMBER	ACCOUNT TITLE	ACTUAL EXPERIENCE		ORG BUDGET YEAR 2023	CURRENT BUDGET YEAR 2023	ACTUAL EXPERIENCE AS OF 6-30-2023		PROJECTED YEAR END	PROPOSED YEAR 2024
		YEAR 2021	YEAR 2022			OF 6-30-2023	ACTUAL		
01-520-1000	SALE-CITY PROPERTY/EASEMENTS	\$0.00	\$6,960.00	\$25,000.00	\$25,000.00	\$0.00	\$0.00	\$0.00	\$10,000
01-520-2000	WORKMAN'S COMP REFUND	\$0.00	\$0.00	\$0.00	\$0.00	\$0.00	\$0.00	\$0.00	\$0
01-520-9000	AUCTION	\$0.00	\$16,300.00	\$15,000.00	\$15,000.00	\$0.00	\$0.00	\$0.00	\$10,000
	<b>NON DEPARTMENTAL REVENUE</b>	<b>\$0.00</b>	<b>\$23,260.00</b>	<b>\$40,000.00</b>	<b>\$40,000.00</b>	<b>\$0.00</b>	<b>\$0.00</b>	<b>\$0.00</b>	<b>\$20,000</b>
01-521-0001	TEXSTAR	\$7.92	\$7,979.05	\$2,500.00	\$2,500.00	\$64,898.70	\$86,531.60	\$50,000	\$50,000
01-521-0002	TXCLASS CAPITAL IMPROVEMENTS	\$341.82	\$2,290.24	\$1,000.00	\$1,000.00	\$9,821.39	\$13,095.19	\$8,000	\$8,000
01-521-0003	TXCLASS FIRE ASSISTANCE	\$194.94	\$1,602.98	\$500.00	\$500.00	\$6,874.05	\$9,165.40	\$5,000	\$5,000
01-521-0004	TXCLASS CREEK PROJECT	\$226.19	\$1,859.99	\$500.00	\$500.00	\$7,976.62	\$10,635.49	\$6,000	\$6,000
01-521-0005	TXCLASS PUEBLO NUEVO	\$0.00	\$75,025.60	\$0.00	\$0.00	\$2,604.08	\$3,472.11	\$2,500	\$2,500
	<b>INTEREST RESERVE ACCOUNTS</b>	<b>\$770.87</b>	<b>\$88,757.86</b>	<b>\$4,500.00</b>	<b>\$4,500.00</b>	<b>\$92,174.84</b>	<b>\$122,899.79</b>	<b>\$71,500</b>	<b>\$71,500</b>
01-523-0090	ENTERPRISE ADMINISTRATIVE FEE	\$523,339.10	\$600,899.00	\$593,893.00	\$593,893.00	\$445,419.00	\$629,158.00	\$673,204	\$673,204
01-523-0100	ENTERPRISE FRANCHISE FEE	\$319,740.57	\$337,372.80	\$360,657.00	\$360,657.00	\$269,018.00	\$358,690.67	\$372,568	\$372,568
01-523-0612	RETURNED CHECK FEE	\$0.00	\$30.00	\$0.00	\$0.00	\$0.00	\$0.00	\$0.00	\$150
01-523-1303	BEER & WINE PERMITS	\$8,277.50	\$6,935.00	\$7,500.00	\$7,500.00	\$6,922.50	\$6,922.50	\$7,500	\$7,500
01-523-1304	COIN OPERATED AMUSEMENT FEE	\$14,638.65	\$9,548.75	\$10,000.00	\$10,000.00	\$6,425.00	\$8,566.67	\$10,000	\$10,000
01-523-1305	REZONING/VARIANCES	\$992.81	\$370.00	\$1,000.00	\$1,000.00	\$300.00	\$400.00	\$1,000	\$1,000
01-523-1306	PEDDLARS/SOLICITORS FEES	\$90.00	\$300.00	\$500.00	\$500.00	\$200.00	\$266.67	\$500	\$500
01-523-2000	7 % HOT OVERHEAD	\$46,803.00	\$38,618.00	\$30,978.00	\$30,978.00	\$23,234.00	\$30,978.67	\$43,177	\$43,177
01-523-2104	COPIES/PUBLIC	\$219.70	\$788.73	\$1,000.00	\$1,000.00	\$41.38	\$55.17	\$1,000	\$1,000
01-523-5203	SERV CHRG/BAD CHECKS	\$0.00	\$0.00	\$200.00	\$200.00	\$30.00	\$40.00	\$200	\$200
01-523-5203	Discounts Earned (True Value)	\$0.00	\$0.00	\$0.00	\$0.00	\$0.00	\$0.00	\$0	\$0
01-523-5221	DONATIONS	\$2,004.50	\$0.55	\$2,000.00	\$2,000.00	\$0.00	\$0.00	\$2,000	\$2,000
01-523-7000	GENERAL BANK ACCT 2207 INTEREST	\$467.40	\$7,184.51	\$2,500.00	\$2,500.00	\$31,045.17	\$41,393.56	\$40,000	\$40,000
01-523-7003	INTEREST REVENUE - LEASE	\$0.00	\$0.00	\$0.00	\$0.00	\$0.00	\$0.00	\$0.00	\$0
01-523-7500	POST OFFICE GROUND LEASE	\$4,400.04	\$4,400.04	\$3,894.00	\$3,894.00	\$2,933.36	\$3,911.15	\$3,894	\$3,894
01-523-9920	MISC INCOME/FEES	\$1,452.55	\$6,833.61	\$15,000.00	\$15,000.00	\$945.52	\$1,260.69	\$2,500	\$2,500
01-523-9921	TML CONFERENCE	\$0.00	\$0.00	\$4,000.00	\$4,000.00	\$1,440.00	\$1,920.00	\$0	\$0
01-523-9922	OTHER GOVERNMENT/GRANT REIMB	\$0.00	\$11,526.00	\$0.00	\$0.00	\$0.00	\$0.00	\$0.00	\$0
	<b>ADMINISTRATIVE REVENUES</b>	<b>\$923,425.82</b>	<b>\$1,024,806.99</b>	<b>\$1,033,122.00</b>	<b>\$1,033,122.00</b>	<b>\$787,953.93</b>	<b>\$1,083,563.74</b>	<b>\$1,157,693</b>	<b>\$1,157,693</b>
01-524-2800	SCHOOL ZONE & BUS VIOLATIONS	\$0.00	\$0.00	\$0.00	\$0.00	\$0.00	\$0.00	\$0.00	\$0
01-524-2900	FINES & FEES REVENUE	\$48,102.65	\$70,389.22	\$50,000.00	\$50,000.00	\$38,859.96	\$51,813.28	\$50,000	\$50,000
01-524-3000	DEFERRED DISPOSITION	\$17.34	\$50.00	\$0.00	\$0.00	\$0.00	\$0.00	\$0	\$0
01-524-3300	MUN COURT TECHNOLOGY FUND	\$0.00	\$0.00	\$0.00	\$0.00	\$33.57	\$44.76	\$0	\$0
01-524-3350	TECHNOLOGY FUND INTEREST EARN	\$0.00	\$0.00	\$0.00	\$0.00	\$0.00	\$0.00	\$0	\$0
01-524-3400	MUNICIPAL COURT SECURITY FUND	\$2,387.71	\$3,296.28	\$0.00	\$0.00	\$2,231.21	\$2,974.95	\$0	\$0
01-524-3500	TIME PAYMENT FEE	\$556.98	\$1,025.33	\$250.00	\$250.00	\$0.00	\$0.00	\$250	\$250
01-524-9000	OVERAGE/SHORTAGE	\$430.46	\$1.40	\$0.00	\$0.00	(\$70.10)	(\$93.47)	\$0	\$0
	<b>MUNICIPAL COURT REVENUES</b>	<b>\$51,495.14</b>	<b>\$74,762.23</b>	<b>\$50,250.00</b>	<b>\$50,250.00</b>	<b>\$41,054.64</b>	<b>\$54,739.52</b>	<b>\$50,250</b>	<b>\$50,250</b>
01-531-0600	REIMBURSEMENTS	\$0.00	\$170.38	\$2,200.00	\$2,200.00	(\$28.75)	(\$38.33)	\$2,200	\$2,200
01-531-0900	LEOSE-STATE COMPTROLLER	\$1,679.55	\$1,367.87	\$1,400.00	\$1,400.00	\$1,024.79	\$1,024.79	\$1,200	\$1,200
01-531-1000	RESTITUTION	\$0.00	\$9,437.40	\$0.00	\$0.00	\$0.00	\$0.00	\$0.00	\$0

01-531-1304	POLICE IMPOUNDS	\$0.00	\$0.00	\$0.00	\$0.00	\$0.00	\$0.00	\$0.00	\$0.00	\$0.00	\$0.00	\$0
01-531-1305	SPECIAL EVENT REVENUE	\$0.00	\$0.00	\$0.00	\$0.00	\$0.00	\$0.00	\$0.00	\$0.00	\$0.00	\$0.00	\$0
01-531-1306	OVERSIZED ESCORT FEE	\$0.00	\$0.00	\$0.00	\$0.00	\$0.00	\$0.00	\$0.00	\$0.00	\$0.00	\$0.00	\$0
01-531-1501	POLICE FINES	\$0.00	\$0.00	\$0.00	\$0.00	\$0.00	\$0.00	\$0.00	\$0.00	\$0.00	\$0.00	\$0
01-531-1507	POLICE ACCIDENT REPORTS	\$1,491.00	\$1,530.00	\$1,250.00	\$1,250.00	\$1,129.00	\$1,505.33	\$1,505.33	\$0.00	\$0.00	\$1,250	\$1,250
01-531-1615	ABANDONED VEHICLES & INT	\$0.00	\$0.00	\$0.00	\$0.00	\$0.00	\$0.00	\$0.00	\$0.00	\$0.00	\$0.00	\$0
01-531-1616	PD/FED EQUIV SHAR & INT	\$0.00	\$0.00	\$0.00	\$0.00	\$0.00	\$0.00	\$0.00	\$0.00	\$0.00	\$0.00	\$0
01-531-1700	CIVIC CENTER SECURITY	\$0.00	\$0.00	\$0.00	\$0.00	\$0.00	\$0.00	\$0.00	\$0.00	\$0.00	\$0.00	\$0
01-531-1900	DONATIONS	\$20.00	\$0.00	\$0.00	\$0.00	\$0.00	\$0.00	\$0.00	\$0.00	\$0.00	\$0.00	\$0
01-531-9922	INSURANCE CLAIM	\$3,198.73	\$	1,000	\$0.00	\$0.00	\$0.00	\$0.00	\$0.00	\$0.00	\$0.00	\$0
	<b>POLICE REVENUES</b>	<b>\$6,389.28</b>	<b>\$13,505.65</b>	<b>\$4,850.00</b>	<b>\$4,850.00</b>	<b>\$2,125.04</b>	<b>\$2,491.79</b>	<b>\$2,491.79</b>	<b>\$0.00</b>	<b>\$0.00</b>	<b>\$4,650</b>	<b>\$4,650</b>
01-532-0600	FIRE DEPT REIMBURSEMENT - COUNT	\$13,043.34	\$14,762.48	\$20,000.00	\$20,000.00	\$0.00	\$0.00	\$0.00	\$0.00	\$0.00	\$0.00	\$0
	<b>FIRE DEPARTMENT REVENUES</b>	<b>\$13,043.34</b>	<b>\$14,762.48</b>	<b>\$20,000.00</b>	<b>\$20,000.00</b>	<b>\$0.00</b>	<b>\$0.00</b>	<b>\$0.00</b>	<b>\$0.00</b>	<b>\$0.00</b>	<b>\$0</b>	<b>\$0</b>
01-534-0300	CURRENT TAX COLLEC.	\$1,802,269.04	\$1,772,306.25	\$1,992,874.00	\$1,992,874.00	\$1,795,126.23	\$1,958,319.52	\$1,958,319.52	\$0.00	\$0.00	\$1,992,874	\$1,992,874
01-534-0400	Delinquent Property Tax Collection	\$31,319.02	\$29,621.96	\$0.00	\$0.00	\$24,135.02	\$26,329.11	\$26,329.11	\$0.00	\$0.00	\$0.00	\$0.00
01-534-0410	M&O - Delinquent Years	\$0.00	\$0.00	\$0.00	\$0.00	\$0.00	\$0.00	\$0.00	\$0.00	\$0.00	\$0.00	\$0.00
01-534-0420	I&S Delinquent Years	\$0.00	\$0.00	\$0.00	\$0.00	\$0.00	\$0.00	\$0.00	\$0.00	\$0.00	\$0.00	\$0.00
01-534-0502	CURRENT PENALTY & INTEREST	\$15,182.88	\$16,342.60	\$0.00	\$0.00	\$15,481.06	\$16,888.43	\$16,888.43	\$0.00	\$0.00	\$0.00	\$0.00
01-534-0504	DELINQUENT PENALTY & INTERE	\$16,281.91	\$20,947.15	\$0.00	\$0.00	\$8,751.99	\$9,547.63	\$9,547.63	\$0.00	\$0.00	\$0.00	\$0.00
01-534-0505	DEALERSHIP INV. TX	\$224.81	\$0.00	\$0.00	\$0.00	\$0.00	\$0.00	\$0.00	\$0.00	\$0.00	\$0.00	\$0.00
01-534-0506	EXCESS PROCEEDS-TAX SALES	\$0.00	\$0.00	\$0.00	\$0.00	\$0.00	\$0.00	\$0.00	\$0.00	\$0.00	\$0.00	\$0.00
01-534-0507	BPP TAXES	\$2,049.54	\$1,220.70	\$0.00	\$0.00	\$1,663.22	\$1,814.42	\$1,814.42	\$0.00	\$0.00	\$0.00	\$0.00
	<b>AD VALOREM TAX REVENUE</b>	<b>\$1,867,327.20</b>	<b>\$1,840,438.66</b>	<b>\$1,992,874.00</b>	<b>\$1,992,874.00</b>	<b>\$1,845,157.52</b>	<b>\$2,012,899.11</b>	<b>\$2,012,899.11</b>	<b>\$0.00</b>	<b>\$0.00</b>	<b>\$1,992,874</b>	<b>\$1,992,874</b>
01-535-1301	PLUMBING PERMIT	\$11,844.92	\$10,033.84	\$15,000.00	\$15,000.00	\$8,219.46	\$10,959.28	\$10,959.28	\$0.00	\$0.00	\$0.00	\$0.00
01-535-1302	BUILDING PERMITS	\$91,718.71	\$61,157.00	\$65,000.00	\$65,000.00	\$27,638.98	\$36,851.97	\$36,851.97	\$0.00	\$0.00	\$0.00	\$0.00
01-535-1303	ELECTRICAL PERMITS	\$20,162.95	\$16,099.41	\$10,000.00	\$10,000.00	\$11,721.83	\$15,629.11	\$15,629.11	\$0.00	\$0.00	\$0.00	\$0.00
01-535-1304	IMPOUNDS	\$0.00	\$0.00	\$0.00	\$0.00	\$0.00	\$0.00	\$0.00	\$0.00	\$0.00	\$0.00	\$0.00
01-535-1305	MOVING PERMIT	\$364.81	\$0.00	\$2,500.00	\$2,500.00	\$0.00	\$0.00	\$0.00	\$0.00	\$0.00	\$0.00	\$0.00
01-535-1306	SIGN PERMIT	\$172.51	\$999.43	\$1,000.00	\$1,000.00	\$246.44	\$328.59	\$328.59	\$0.00	\$0.00	\$0.00	\$0.00
01-535-1307	FILMING PERMIT	\$500.00	\$250.00	\$500.00	\$500.00	\$0.00	\$0.00	\$0.00	\$0.00	\$0.00	\$0.00	\$0.00
01-535-1308	LANDFILL TIPPING FEES - AISD PROJE	\$1,044.71	\$0.00	\$0.00	\$0.00	\$0.00	\$0.00	\$0.00	\$0.00	\$0.00	\$0.00	\$0.00
	<b>BUILDING SERVICES REVENUE</b>	<b>\$125,808.61</b>	<b>\$88,539.68</b>	<b>\$94,000.00</b>	<b>\$94,000.00</b>	<b>\$47,826.71</b>	<b>\$63,768.95</b>	<b>\$63,768.95</b>	<b>\$0.00</b>	<b>\$0.00</b>	<b>\$94,000</b>	<b>\$94,000</b>
01-538-1301	QUARANTINE	\$2,740.00	\$1,292.00	\$4,500.00	\$4,500.00	\$1,820.00	\$2,426.67	\$2,426.67	\$0.00	\$0.00	\$0.00	\$0.00
01-538-1303	PET ADOPTIONS	\$8,600.00	\$8,480.00	\$12,500.00	\$12,500.00	\$6,350.00	\$8,466.67	\$8,466.67	\$0.00	\$0.00	\$0.00	\$0.00
01-538-1304	ANIMAL LICENSE FEES	\$1,119.00	\$952.00	\$1,500.00	\$1,500.00	\$875.00	\$1,166.67	\$1,166.67	\$0.00	\$0.00	\$0.00	\$0.00
01-538-1305	CREMATIONS	\$27,480.00	\$28,165.00	\$22,250.00	\$22,250.00	\$16,635.00	\$22,180.00	\$22,180.00	\$0.00	\$0.00	\$0.00	\$0.00
01-538-1306	EUTHANIZATIONS	\$0.00	\$2,505.00	\$0.00	\$0.00	\$0.00	\$0.00	\$0.00	\$0.00	\$0.00	\$0.00	\$0.00
01-538-1307	ANIMAL SURRENDER	\$1,530.00	\$1,080.00	\$2,000.00	\$2,000.00	\$900.00	\$1,200.00	\$1,200.00	\$0.00	\$0.00	\$0.00	\$0.00
01-538-1308	MICROCHIP	\$795.00	\$540.00	\$1,500.00	\$1,500.00	\$150.00	\$200.00	\$200.00	\$0.00	\$0.00	\$0.00	\$0.00
01-538-1309	ANIMAL IMPOUND	\$3,201.00	\$2,082.00	\$3,000.00	\$3,000.00	\$880.00	\$1,173.33	\$1,173.33	\$0.00	\$0.00	\$0.00	\$0.00
01-538-1310	VACCINES	\$352.99	\$214.00	\$200.00	\$200.00	\$130.88	\$174.51	\$174.51	\$0.00	\$0.00	\$0.00	\$0.00
01-538-1900	DONATIONS	\$111.00	\$0.00	\$0.00	\$0.00	\$261.65	\$348.87	\$348.87	\$0.00	\$0.00	\$0.00	\$0.00
01-538-2000	REIMBURSEMENTS	\$0.00	\$0.00	\$0.00	\$0.00	\$0.00	\$0.00	\$0.00	\$0.00	\$0.00	\$0.00	\$0.00
01-538-9000	INSURANCE CLAIM	\$0.00	\$4,518.92	\$0.00	\$0.00	\$0.00	\$0.00	\$0.00	\$0.00	\$0.00	\$0.00	\$0.00

<b>ANIMAL CONTROL REVENUES</b>							
01-542-1100	SWIMMING POOL ADMISSIONS	\$45,928.99	\$49,828.92	\$47,450.00	\$28,002.53	\$37,336.71	\$47,450
01-542-1105	Pool Cash Drawer Overage (Shortage)	\$17,104.03	\$15,249.00	\$13,500.00	\$12,876.75	\$17,169.00	\$15,000
01-542-1700	EVENTS SECURITY REVENUE	\$7.00	\$11.75	\$0.00	\$5.35	\$7.13	\$0
01-542-1703	CIVIC CENTER RENTAL	\$3,122.50	-\$1,801.25	\$1,500.00	\$0.00	\$0.00	\$1,500
01-542-1900	PAVILION RENTAL	\$8,905.00	\$5,150.00	\$7,500.00	\$5,350.00	\$7,133.33	\$7,500
01-542-3900	SKATE PARK-DONATIONS & INT.	\$1,075.00	\$1,025.00	\$1,500.00	\$750.00	\$1,000.00	\$1,500
01-542-9100	MISC/REFUNDS	\$0.00	\$0.00	\$0.00	\$0.00	\$0.00	\$0
	<b>PARKS &amp; POOL REVENUE</b>	<b>\$30,213.53</b>	<b>\$19,634.50</b>	<b>\$24,000.00</b>	<b>\$18,802.10</b>	<b>\$25,069.47</b>	<b>\$25,500</b>
01-544-1901	ROAD REPAIR	\$90,000.00	\$50,000.00	\$90,000.00	\$0.00	\$90,000.00	\$60,000
01-544-5005	FIBER OPTIC EASE.	\$10,976.85	\$15,815.19	\$10,000.00	\$8,255.54	\$11,007.39	\$10,000
01-544-6000	GRANT REIMB	\$0.00	\$0.00	\$0.00	\$0.00	\$0.00	\$0
01-544-7000	REIMBURSEMENTS	\$0.00	\$0.00	\$200.00	\$0.00	\$0.00	\$200
01-544-8000	WC SALARY REIMB	\$1,086.36	\$9,425.52	\$0.00	\$0.00	\$0.00	\$0
01-544-9900	CAPITOL IMPROVEMENTS - RESERVE	\$0.00	\$0.00	\$282,000.00	\$0.00	\$0.00	\$0
01-544-9922	INSURANCE CLAIMS	\$0.00	\$1,088.02	\$0.00	\$0.00	\$0.00	\$0
	<b>STREETS REVENUE</b>	<b>\$102,063.21</b>	<b>\$76,328.73</b>	<b>\$382,200.00</b>	<b>\$8,255.54</b>	<b>\$101,007.39</b>	<b>\$70,200</b>
01-548-0401	CITY SALES TAX	\$1,876,666.31	\$2,278,722.84	\$2,000,000.00	\$1,575,759.77	\$2,101,013.03	\$2,150,000
01-548-0402	ELECTRIC FRANCHISE TAX	\$60,492.19	\$61,937.13	\$62,000.00	\$37,668.86	\$50,225.15	\$62,000
01-548-0403	TELEPHONE FRANCHISE TAX	\$9,465.58	\$8,799.69	\$8,000.00	\$3,899.59	\$5,199.45	\$8,000
01-548-0404	T.V. CABLE FRANCHISE TAX	\$16,784.20	\$15,798.74	\$15,000.00	\$7,500.37	\$10,000.49	\$15,000
01-548-0406	MIXED BEVERAGE TAX	\$14,956.04	\$26,983.29	\$25,000.00	\$18,604.95	\$24,806.60	\$25,000
	<b>CITY SALES TAX REVENUES</b>	<b>\$1,978,364.32</b>	<b>\$2,392,241.69</b>	<b>\$2,110,000.00</b>	<b>\$1,643,433.54</b>	<b>\$2,191,244.72</b>	<b>\$2,260,000</b>
01-599-9100	SYSTEM ADDED TRANSFER IN	\$0.00	\$39.58	\$0.00	\$0.00	\$0.00	\$0
01-599-9110	SYSTEM ADDED TRANSFER OUT	\$0.00	\$0.00	\$0.00	\$12,057.19	\$12,057.19	\$0
	<b>TRANSFERS</b>	<b>\$0.00</b>	<b>\$39.58</b>	<b>\$0.00</b>	<b>\$12,057.19</b>	<b>\$0.00</b>	<b>\$0.00</b>
<b>GENERAL FUND</b>							
<b>INCOME TOTALS</b>							
		\$5,143,830.31	\$5,706,906.97	\$5,803,246.00	\$4,526,843.58	\$5,707,521.18	\$5,794,117

ACCT NUMBER	ACCOUNT TITLE	ACTUAL EXPERIENCE YEAR 2021		ACTUAL EXPERIENCE YEAR 2022		ORG BUDGET YEAR 2023		CURRENT BUDGET YEAR 2023		ACTUAL EXPERIENCE AS OF 6-30-2023		PROJECTED YEAR END		PROPOSED YEAR 2024	
01-620-0201	SOCIAL SECURITY- ELECTION WORKERS	\$0.00	\$0.00	\$0.00	\$0.00	\$0.00	\$0.00	\$0.00	\$0.00	\$0.00	\$0.00	\$0.00	\$0.00	\$0.00	\$0.00
01-620-0202	INSURANCE	\$0.00	\$0.00	\$0.00	\$0.00	\$0.00	\$0.00	\$0.00	\$0.00	\$0.00	\$0.00	\$0.00	\$0.00	\$0.00	\$0.00
01-620-0203	RETIREMENT	\$0.00	\$0.00	\$0.00	\$0.00	\$0.00	\$0.00	\$0.00	\$0.00	\$0.00	\$0.00	\$0.00	\$0.00	\$0.00	\$0.00
01-620-1301	INSURANCE - GENERAL & LIABILITY	\$7,858.00	\$7,858.00	\$5,900.97	\$5,900.97	\$9,000.00	\$9,000.00	\$9,000.00	\$9,000.00	\$6,324.75	\$6,324.75	\$8,433.00	\$8,433.00	\$8,818.00	\$8,818.00
01-620-1400	CUSTODIAL SERVICE-GF DEPTS	\$22.98	\$22.98	\$0.00	\$0.00	\$3,000.00	\$3,000.00	\$3,000.00	\$3,000.00	\$0.00	\$0.00	\$0.00	\$0.00	\$0.00	\$3,000.00
01-620-1401	JANITORIAL SUPPLIES	\$3,383.82	\$3,383.82	\$3,311.46	\$3,311.46	\$3,000.00	\$3,000.00	\$3,000.00	\$3,000.00	\$1,514.58	\$1,514.58	\$2,019.44	\$2,019.44	\$3,000.00	\$3,000.00
01-620-1500	COPY EXPENSE-ALL GF DEPTS	\$12,388.64	\$12,388.64	\$16,695.01	\$16,695.01	\$14,000.00	\$14,000.00	\$14,000.00	\$14,000.00	\$15,160.22	\$15,160.22	\$20,213.63	\$20,213.63	\$20,000.00	\$20,000.00
01-620-1602	MAILING - ALL GF DEPTS	\$9,346.78	\$9,346.78	\$12,871.46	\$12,871.46	\$10,000.00	\$10,000.00	\$10,000.00	\$10,000.00	\$9,596.10	\$9,596.10	\$12,794.80	\$12,794.80	\$15,000.00	\$15,000.00
01-620-1700	COMPUTER ASST-ALL GF DEPTS	\$2,875.00	\$2,875.00	\$4,023.32	\$4,023.32	\$5,500.00	\$5,500.00	\$5,500.00	\$5,500.00	\$2,875.00	\$2,875.00	\$3,833.33	\$3,833.33	\$5,500.00	\$5,500.00
01-620-1801	DUES/SUBMEM - ALL GF DEPTS	\$18,324.01	\$18,324.01	\$21,900.35	\$21,900.35	\$15,000.00	\$15,000.00	\$15,000.00	\$15,000.00	\$16,720.60	\$16,720.60	\$22,294.13	\$22,294.13	\$25,000.00	\$25,000.00
01-620-1802	PUB/NOT/AIDV - ALL GF DEPTS	\$14,237.90	\$14,237.90	\$17,789.50	\$17,789.50	\$14,000.00	\$14,000.00	\$14,000.00	\$14,000.00	\$10,583.35	\$10,583.35	\$14,111.13	\$14,111.13	\$15,500.00	\$15,500.00
01-620-1900	PRINTING - ALL GF DEPTS	\$0.00	\$0.00	\$0.00	\$0.00	\$1,500.00	\$1,500.00	\$1,500.00	\$1,500.00	\$0.00	\$0.00	\$0.00	\$0.00	\$1,500.00	\$1,500.00
01-620-2101	AMBULANCE SUBSIDY	\$150,849.96	\$150,849.96	\$160,773.00	\$160,773.00	\$160,773.00	\$160,773.00	\$160,773.00	\$160,773.00	\$120,579.75	\$120,579.75	\$160,773.00	\$160,773.00	\$165,061.00	\$165,061.00
01-620-2102	LIBRARY SUBSIDY	\$39,999.96	\$39,999.96	\$39,999.96	\$39,999.96	\$40,000.00	\$40,000.00	\$40,000.00	\$40,000.00	\$29,999.97	\$29,999.97	\$39,999.96	\$39,999.96	\$45,000.00	\$45,000.00
01-620-2104	FAMILY CRISIS CENTER	\$8,883.73	\$8,883.73	\$9,084.19	\$9,084.19	\$9,425.00	\$9,425.00	\$9,425.00	\$9,425.00	\$7,068.75	\$7,068.75	\$9,425.00	\$9,425.00	\$9,425.00	\$9,425.00
01-620-2105	CHILDRENS ADVOCACY CENTER	\$5,000.00	\$5,000.00	\$5,000.00	\$5,000.00	\$5,000.00	\$5,000.00	\$5,000.00	\$5,000.00	\$5,000.00	\$5,000.00	\$5,000.00	\$5,000.00	\$5,000.00	\$5,000.00
01-620-2106	ALPINE EMERGENCY SERVICES BOARD	\$0.00	\$0.00	\$0.00	\$0.00	\$0.00	\$0.00	\$0.00	\$0.00	\$0.00	\$0.00	\$0.00	\$0.00	\$0.00	\$40,000.00
01-620-2120	CONTINGENCY	\$185,575.87	\$185,575.87	\$0.00	\$0.00	\$0.00	\$0.00	\$0.00	\$0.00	\$0.00	\$0.00	\$0.00	\$0.00	\$0.00	\$0.00
01-620-2200	ELECTION EXPENSE	\$13,200.37	\$13,200.37	\$7,096.78	\$7,096.78	\$10,000.00	\$10,000.00	\$10,000.00	\$10,000.00	\$4,493.06	\$4,493.06	\$4,598.06	\$4,598.06	\$10,000.00	\$10,000.00
01-620-2201	INTERNSHIP	\$0.00	\$0.00	\$0.00	\$0.00	\$0.00	\$0.00	\$0.00	\$0.00	\$0.00	\$0.00	\$0.00	\$0.00	\$0.00	\$0.00
01-620-2300	EMPLOYEE RELATIONS	\$1,770.56	\$1,770.56	\$4,799.77	\$4,799.77	\$10,000.00	\$10,000.00	\$10,000.00	\$10,000.00	\$8,169.29	\$8,169.29	\$12,425.72	\$12,425.72	\$12,500.00	\$12,500.00
01-620-2301	PUBLIC RELATIONS	\$1,022.83	\$1,022.83	\$551.76	\$551.76	\$1,000.00	\$1,000.00	\$1,000.00	\$1,000.00	\$356.00	\$356.00	\$474.67	\$474.67	\$1,000.00	\$1,000.00
01-620-3000	IRS PENALTY/FINL/VOIDED	\$606.38	\$606.38	\$921.18	\$921.18	\$0.00	\$0.00	\$0.00	\$0.00	\$0.00	\$0.00	\$0.00	\$0.00	\$0.00	\$0.00
01-620-4500	APPRAISAL BOARD	\$59,387.10	\$59,387.10	\$80,406.10	\$80,406.10	\$69,218.00	\$69,218.00	\$69,218.00	\$69,218.00	\$55,620.00	\$55,620.00	\$69,218.00	\$69,218.00	\$72,679.00	\$72,679.00
01-620-4501	TAX COLLECTION CONTRACT	\$19,451.25	\$19,451.25	\$20,424.25	\$20,424.25	\$21,446.00	\$21,446.00	\$21,446.00	\$21,446.00	\$21,445.00	\$21,445.00	\$21,445.00	\$21,445.00	\$22,517.00	\$22,517.00
01-620-6900	AUDIT	\$128,500.00	\$128,500.00	\$126,295.00	\$126,295.00	\$150,000.00	\$150,000.00	\$150,000.00	\$150,000.00	\$111,835.00	\$111,835.00	\$150,000.00	\$150,000.00	\$175,000.00	\$175,000.00
01-620-7900	CO HANDLING FEES	\$1,306.25	\$1,306.25	\$1,306.25	\$1,306.25	\$1,300.00	\$1,300.00	\$1,300.00	\$1,300.00	\$1,306.25	\$1,306.25	\$1,306.25	\$1,306.25	\$1,300.00	\$1,300.00
01-620-8000	BANK NOTES-PUMPER TRUCK	\$26,884.00	\$26,884.00	\$28,601.70	\$28,601.70	\$0.00	\$0.00	\$0.00	\$0.00	\$0.00	\$0.00	\$0.00	\$0.00	\$0.00	\$0.00
01-620-8002	INTEREST - LEASED EQUIPMENT	\$2,868.70	\$2,868.70	\$0.00	\$0.00	\$0.00	\$0.00	\$0.00	\$0.00	\$0.00	\$0.00	\$0.00	\$0.00	\$0.00	\$0.00
01-620-9003	RIGHT TO USE LEASE - CAPITAL OUTLAY	\$0.00	\$0.00	\$0.00	\$0.00	\$0.00	\$0.00	\$0.00	\$0.00	\$0.00	\$0.00	\$0.00	\$0.00	\$0.00	\$0.00
01-620-9803	PRINCIPAL - RIGHT TO USE LEASES	\$0.00	\$0.00	\$0.00	\$0.00	\$0.00	\$0.00	\$0.00	\$0.00	\$0.00	\$0.00	\$0.00	\$0.00	\$0.00	\$0.00
01-620-9804	INTEREST EXPENSE - RIGHT TO USE LEASES	\$0.00	\$0.00	\$0.00	\$0.00	\$0.00	\$0.00	\$0.00	\$0.00	\$0.00	\$0.00	\$0.00	\$0.00	\$0.00	\$0.00
NON DEPARTMENTAL EXPENSES		\$713,744.09	\$713,744.09	\$567,752.01	\$567,752.01	\$553,162.00	\$553,162.00	\$553,162.00	\$553,162.00	\$428,647.67	\$428,647.67	\$558,365.12	\$558,365.12	\$656,801.00	\$656,801.00



ACCT NUMBER	ACCOUNT TITLE	ACTUAL EXPERIENCE		ACTUAL EXPERIENCE YEAR 2022	ORG BUDGET YEAR 2023	CURRENT BUDGET YEAR 2023	ENCUMBERED	ACTUAL EXPERIENCE AS OF 6-30-2023		PROJECTED YEAR END	PROPOSED YEAR 2024
		YEAR 2021	YEAR 2022					OF 6-30-2023	YEAR END		
01-622-0101	SALARIES	\$6,950.00	\$7,562.50	\$7,562.50	\$10,395.00	\$10,395.00	\$0.00	\$5,325.00	\$7,100.00	\$7,100.00	\$7,500.00
01-622-0201	SOCIAL SECURITY	\$531.67	\$578.51	\$578.51	\$793.00	\$793.00	\$0.00	\$407.35	\$543.13	\$543.13	\$573.00
01-622-0501	SUPPLIES	\$247.58	\$316.33	\$316.33	\$500.00	\$500.00	\$0.00	\$211.57	\$282.09	\$282.09	\$500.00
01-622-0502	HOSPITALITY	\$109.51	\$92.12	\$92.12	\$200.00	\$200.00	\$57.98	\$81.44	\$185.89	\$185.89	\$200.00
01-622-1302	LIABILITY INS - ERRORS & OMISS	\$0.00	\$0.00	\$0.00	\$0.00	\$0.00	\$0.00	\$0.00	\$0.00	\$0.00	\$0.00
01-622-1500	TRAINING	\$0.00	\$0.00	\$0.00	\$0.00	\$0.00	\$0.00	\$0.00	\$0.00	\$0.00	\$0.00
01-622-1501	TRAVEL	\$0.00	\$0.00	\$0.00	\$0.00	\$0.00	\$0.00	\$0.00	\$0.00	\$0.00	\$0.00
01-622-1502	MAYOR DISCRETIONARY	\$925.44	\$1,225.01	\$1,225.01	\$3,000.00	\$3,000.00	\$0.00	\$1,837.08	\$2,449.44	\$2,449.44	\$3,000.00
01-622-1503	WARD 1 DISCRETIONARY	\$1,043.39	\$1,731.74	\$1,731.74	\$3,000.00	\$3,000.00	\$641.05	\$472.50	\$1,484.73	\$1,484.73	\$3,000.00
01-622-1504	WARD 2 - DISCRETIONARY	\$3,850.00	\$2,935.15	\$2,935.15	\$3,000.00	\$3,000.00	\$0.00	\$3,000.00	\$3,000.00	\$3,000.00	\$3,000.00
01-622-1505	WARD 3 - DISCRETIONARY	\$195.00	\$48.87	\$48.87	\$3,000.00	\$3,000.00	\$0.00	\$75.00	\$100.00	\$100.00	\$3,000.00
01-622-1506	WARD 4 - DISCRETIONARY	\$0.00	\$0.00	\$0.00	\$3,000.00	\$3,000.00	\$0.00	\$0.00	\$0.00	\$0.00	\$3,000.00
01-622-1507	WARD 5 - DISCRETIONARY	\$320.00	\$1,170.20	\$1,170.20	\$3,000.00	\$3,000.00	\$0.00	\$0.00	\$0.00	\$0.00	\$3,000.00
01-622-2000	BUILDING AND STANDARDS COM	\$0.00	\$0.00	\$0.00	\$0.00	\$0.00	\$0.00	\$0.00	\$0.00	\$0.00	\$25,000.00
01-622-2121	LEGAL EXPENSES	\$78,752.50	\$89,368.04	\$89,368.04	\$90,000.00	\$90,000.00	\$0.00	\$45,246.75	\$60,329.00	\$60,329.00	\$90,000.00
01-622-2122	LEGAL EXPENSES - CIVIL	\$3,742.00	\$441.00	\$441.00	\$10,000.00	\$10,000.00	\$0.00	\$0.00	\$0.00	\$0.00	\$10,000.00
<b>CITY COUNCIL EXPENSES</b>		\$96,667.09	\$105,469.47	\$105,469.47	\$129,888.00	\$129,888.00	\$699.03	\$56,656.69	\$75,474.29	\$75,474.29	\$151,773.00

ACCT NUMBER	ACCOUNT TITLE	ACTUAL EXPERIENCE YEAR 2021	ACTUAL EXPERIENCE YEAR 2022	ORG BUDGET YEAR 2023	CURRENT BUDGET YEAR 2023	ACTUAL EXPERIENCE AS OF 6-30-2023	PROJECTED YEAR END	PROPOSED YEAR 2024
01-623-0101	SALARIES	\$300,064.06	\$160,495.40	\$309,372.00	\$309,372.00	\$219,796.63	\$293,062.17	\$341,846.00
01-623-0103	OVERTIME	\$540.21	\$50.63	\$2,542.00	\$2,542.00	\$481.29	\$641.72	\$2,954.00
01-623-0104	CM - CAR ALLOWANCE	\$3,600.00	\$0.00	\$0.00	\$0.00	\$0.00	\$0.00	\$0.00
01-623-0201	SOCIAL SECURITY	\$21,857.66	\$11,809.36	\$23,799.00	\$23,799.00	\$16,244.69	\$21,659.59	\$8,513.00
01-623-0202	INSURANCE - GROUP	\$27,149.69	\$17,222.30	\$40,202.00	\$40,202.00	\$33,903.96	\$45,205.28	\$41,970.00
01-623-0203	RETIREMENT	\$5,983.83	\$3,592.60	\$6,402.00	\$6,402.00	\$4,606.75	\$6,142.33	\$2,338.00
01-623-0204	UNEMPLOYMENT	\$1,395.96	\$261.76	\$540.00	\$540.00	\$54.53	\$72.71	\$450.00
01-623-0205	INS - WORKMEN'S COMP	\$547.00	\$380.87	\$750.00	\$750.00	-\$1,084.75	\$466.25	\$1,706.00
01-623-0501	SUPPLIES	\$6,242.60	\$4,655.88	\$6,000.00	\$6,000.00	\$2,284.60	\$3,566.16	\$6,000.00
01-623-0900	FUEL & OIL	\$1,969.14	\$670.96	\$1,000.00	\$1,000.00	\$79.43	\$105.91	\$0.00
01-623-1101	ELECTRICITY	\$2,153.13	\$2,966.62	\$5,000.00	\$5,000.00	\$1,802.43	\$2,403.24	\$5,000.00
01-623-1500	TRAINING	\$520.00	\$1,878.36	\$4,000.00	\$4,000.00	\$1,080.00	\$1,440.00	\$5,000.00
01-623-1501	TRAVEL	\$0.00	\$2,619.92	\$5,000.00	\$5,000.00	\$2,006.48	\$3,134.96	\$7,500.00
01-623-1700	IT EQUIPMENT/SOFTWARE	\$200.00	\$1,743.36	\$2,500.00	\$2,500.00	\$1,463.17	\$1,950.89	\$8,500.00
01-623-2200	TML CONFERENCE	\$0.00	\$500.00	\$4,000.00	\$4,000.00	\$6,945.99	\$9,261.32	\$0.00
01-623-2700	TELEPHONE EXPENSES	\$5,097.20	\$5,345.05	\$6,000.00	\$6,000.00	\$4,076.57	\$5,435.43	\$6,000.00
01-623-2750	CELL PHONE EXPENSES	\$1,528.68	\$1,019.96	\$1,500.00	\$1,500.00	\$625.49	\$833.99	\$1,500.00
01-623-2800	DRUG TESTING	\$62.40	\$0.00	\$0.00	\$0.00	\$0.00	\$0.00	\$0.00
01-623-3000	CODIFICATION-ORDINANCE	\$2,400.97	\$6,555.01	\$10,000.00	\$10,000.00	\$6,749.89	\$8,999.85	\$15,000.00
01-623-9800	CIP - COMPUTERS/IT	\$13,251.09	\$5,594.44	\$10,000.00	\$10,000.00	\$3,800.92	\$5,067.89	\$10,000.00
01-623-9801	LEASED VEHICLE	\$4,803.56	\$7,858.06	\$7,400.00	\$7,400.00	\$5,577.04	\$7,436.05	\$0.00
01-623-9802	INTEREST - LEASED EQUIPMENT	\$2,589.16	\$0.00	\$0.00	\$0.00	\$0.00	\$0.00	\$0.00
	ADMINISTRATIVE EXPENSES	\$401,956.34	\$235,220.54	\$446,007.00	\$446,007.00	\$310,495.11	\$416,885.74	\$464,277.00

ACCT NUMBER	ACCOUNT TITLE	ACTUAL EXPERIENCE		ORG BUDGET YEAR 2023	CURRENT BUDGET YEAR 2023	ENCUMBERED	ACTUAL EXPERIENCE AS OF 6-30-2023		PROJECTED YEAR END	PROPOSED YEAR 2024
		YEAR 2021	YEAR 2022				30-2023	YEAR END		
01-624-0101	SALARIES	\$20,341.33	\$30,670.49	\$29,533.00	\$29,533.00	\$0.00	\$22,367.20	\$29,822.93	\$34,272.00	
01-624-0103	OVERTIME	\$144.18	\$0.00	\$590.00	\$590.00	\$0.00	\$0.00	\$0.00	\$1,026.00	
01-624-0105	CONTRACT LABOR	\$25,200.00	\$31,150.00	\$43,500.00	\$43,500.00	\$0.00	\$25,600.00	\$34,133.33	\$43,500.00	
01-624-0201	SOCIAL SECURITY	\$1,545.74	\$2,295.27	\$2,299.00	\$2,299.00	\$0.00	\$1,655.27	\$2,207.03	\$2,693.00	
01-624-0202	INSURANCE - GROUP	\$1,175.14	\$6,005.32	\$8,040.00	\$8,040.00	\$0.00	\$6,033.61	\$8,044.81	\$8,394.00	
01-624-0203	RETIREMENT	\$397.23	\$694.15	\$619.00	\$619.00	\$0.00	\$467.21	\$622.95	\$740.00	
01-624-0204	UNEMPLOYMENT	\$342.53	\$86.36	\$90.00	\$90.00	\$0.00	\$8.30	\$9.00	\$90.00	
01-624-0205	INS - WORKMEN'S COMP	\$37.00	\$81.60	\$125.00	\$125.00	\$0.00	\$0.00	\$0.00	\$0.00	
01-624-0208	FINE COLLECTION/FTA FEES	\$110.00	\$462.00	\$300.00	\$300.00	\$0.00	\$411.20	\$548.27	\$500.00	
01-624-0501	OFFICE SUPPLIES	\$1,417.44	\$1,854.62	\$2,000.00	\$2,000.00	\$0.00	\$1,248.40	\$1,664.53	\$2,000.00	
01-624-0502	SUPPLIES	\$290.18	\$0.00	\$1,000.00	\$1,000.00	\$0.00	\$95.21	\$126.95	\$1,000.00	
01-624-1500	TRAINING	\$200.00	\$350.00	\$2,000.00	\$2,000.00	\$55.00	\$480.00	\$713.33	\$2,000.00	
01-624-1501	TRAVEL	\$250.00	\$1,398.45	\$2,500.00	\$2,500.00	\$0.00	\$979.69	\$1,306.25	\$2,500.00	
01-624-1700	IT EQUIPMENT/SOFTWARE								\$4,375.00	
01-624-2000	CONTRACT	\$0.00	\$0.00	\$0.00	\$0.00	\$0.00	\$0.00	\$0.00	\$0.00	
01-624-2700	TELEPHONE EXPENSES	\$4,405.59	\$4,006.10	\$4,500.00	\$4,500.00	\$0.00	\$2,947.10	\$3,929.47	\$4,500.00	
01-624-2750	Cell Phone Expense	\$0.00	\$0.00	\$0.00	\$0.00	\$0.00	\$0.00	\$0.00	\$0.00	
01-624-2800	DRUG TESTING	\$0.00	\$0.00	\$0.00	\$0.00	\$0.00	\$0.00	\$0.00	\$0.00	
MUNICIPAL COURT EXPENSES		\$55,856.36	\$79,054.36	\$97,096.00	\$97,096.00	\$55.00	\$62,293.19	\$83,128.85	\$107,590.00	

ACCT NUMBER	ACCOUNT TITLE	ACTUAL EXPERIENCE			ORG BUDGET YEAR 2023	CURRENT BUDGET YEAR 2023	ACTUAL EXPERIENCE AS OF 6-30-2023	PROJECTED	
		YEAR 2021	YEAR 2022	YEAR 2023				YEAR END	YEAR 2024
01-631-0101	SALARIES	\$817,062.47	\$741,140.03	\$881,903.00	\$881,903.00	\$537,013.73	\$716,018.31	\$850,147.00	
01-631-0103	OVERTIME	\$28,945.12	\$54,556.88	\$39,989.00	\$39,989.00	\$51,464.92	\$68,619.89	\$52,602.00	
01-631-0104	EVENT SECURITY	\$570.00	\$1,001.25	\$0.00	\$0.00	\$600.00	\$800.00	\$0.00	
01-631-0201	SOCIAL SECURITY	\$61,978.09	\$58,971.86	\$70,340.00	\$70,340.00	\$43,891.61	\$58,522.15	\$68,880.00	
01-631-0202	INSURANCE GROUP	\$143,588.50	\$119,547.20	\$136,686.00	\$136,686.00	\$82,841.16	\$110,454.88	\$134,304.00	
01-631-0203	RETIREMENT	\$16,181.29	\$18,453.18	\$18,922.00	\$18,922.00	\$12,358.47	\$16,477.96	\$18,913.00	
01-631-0204	UNEMPLOYMENT	\$5,764.31	\$262.93	\$1,800.00	\$1,800.00	\$134.60	\$179.47	\$1,890.00	
01-631-0205	INS - WORKMEN'S COMP	\$20,655.00	\$35,950.12	\$28,000.00	\$28,000.00	\$35,290.25	\$47,053.67	\$47,431.00	
01-631-0400	SAFETY PROGRAM	\$1,332.36	\$454.03	\$2,000.00	\$2,000.00	\$691.88	\$949.17	\$2,000.00	
01-631-0501	OFFICE SUPPLIES	\$6,743.48	\$5,560.12	\$8,000.00	\$8,000.00	\$5,208.90	\$7,345.20	\$8,000.00	
01-631-0502	FIELD SUPPLIES	\$3,450.51	\$6,955.20	\$6,000.00	\$6,000.00	\$4,090.64	\$5,454.19	\$6,000.00	
01-631-0510	UNIFORMS	\$8,207.49	\$8,970.72	\$10,000.00	\$10,000.00	\$3,673.18	\$5,789.72	\$10,000.00	
01-631-0700	MAINT - EQUIPMENT	\$2,772.62	\$1,729.90	\$3,500.00	\$3,500.00	\$3,481.82	\$5,309.09	\$3,500.00	
01-631-0701	MAINT-VEHICLE	\$29,077.31	\$11,437.06	\$7,500.00	\$7,500.00	\$9,277.19	\$12,369.59	\$10,000.00	
01-631-0713	MAINT - DRUG DOG	\$0.00	\$4,960.88	\$5,000.00	\$5,000.00	\$1,410.29	\$2,387.05	\$5,000.00	
01-631-0900	FUEL & OIL	\$26,082.26	\$35,549.84	\$25,000.00	\$25,000.00	\$12,670.50	\$16,894.00	\$25,000.00	
01-631-1101	ELECTRICITY	\$6,917.96	\$6,459.17	\$8,400.00	\$8,400.00	\$3,569.85	\$4,759.80	\$8,400.00	
01-631-1301	LAW ENFORCEMENT LIABILITY IP	\$24,708.00	\$25,936.97	\$29,110.00	\$29,110.00	\$21,207.75	\$28,277.00	\$30,468.00	
01-631-1401	JANITORIAL SUPPLIES	\$145.41	\$78.89	\$1,000.00	\$1,000.00	\$439.26	\$585.68	\$1,000.00	
01-631-1500	TRAINING	\$4,744.25	\$1,019.61	\$5,000.00	\$5,000.00	\$4,419.56	\$6,492.75	\$5,000.00	
01-631-1501	TRAVEL	\$3,895.98	\$3,116.87	\$5,000.00	\$5,000.00	\$3,133.06	\$4,177.41	\$5,000.00	
01-631-1700	FY20 - IT/SOFTWARE	\$0.00	\$1,868.42	\$0.00	\$0.00	\$1,371.02	\$1,828.03	\$2,500.00	
01-631-2700	TELEPHONE EXPENSES	\$13,212.12	\$13,102.86	\$13,250.00	\$13,250.00	\$9,829.31	\$13,105.75	\$13,250.00	
01-631-2750	CELLPHONE EXPENSES	\$10,761.80	\$11,151.77	\$12,500.00	\$12,500.00	\$8,245.77	\$10,994.36	\$12,500.00	
01-631-2800	DRUG TESTING	\$62.50	\$60.00	\$0.00	\$0.00	\$0.00	\$0.00	\$0.00	
01-631-3000	HIEPATITIS SHOTS	\$0.00	\$0.00	\$0.00	\$0.00	\$0.00	\$0.00	\$0.00	
01-631-3100	INFORMANT MONEY	\$450.00	\$200.00	\$0.00	\$0.00	\$200.00	\$266.67	\$0.00	
01-631-3200	COMMUNITY PROGRAMS	\$0.00	\$0.00	\$0.00	\$0.00	\$0.00	\$0.00	\$7,500.00	
01-631-3300	INVESTIGATIVE EXPENSES	\$1,175.21	\$495.14	\$6,000.00	\$6,000.00	\$2,172.36	\$2,896.48	\$6,000.00	
01-631-3700	KOLOGIK SOFTWARE	\$13,800.00	\$11,820.00	\$15,000.00	\$15,000.00	\$1,980.00	\$2,640.00	\$15,870.00	
01-631-7000	CODE RED SERVICES	\$0.00	\$0.00	\$0.00	\$0.00	\$0.00	\$0.00	\$0.00	
01-631-7001	FEDERAL WARNING SYSTEM	\$0.00	\$4,079.00	\$3,000.00	\$3,000.00	\$0.00	\$0.00	\$3,000.00	
01-631-8001	LEASED VEHICLES	\$30,924.10	\$57,124.54	\$55,000.00	\$55,000.00	\$40,045.68	\$53,394.24	\$66,544.00	
01-631-8002	INTEREST - LEASED EQUIPMENT	\$9,577.58	\$0.00	\$0.00	\$0.00	\$0.00	\$0.00	\$0.00	
01-631-9300	CIP - TASERS	\$0.00	\$0.00	\$0.00	\$0.00	\$0.00	\$0.00	\$4,500.00	
01-631-9922	INSURANCE CLAIMS - PROPERTY	\$2,903.33	\$0.00	\$0.00	\$0.00	\$0.00	\$0.00	\$0.00	
<b>POLICE EXPENSES</b>		<b>\$1,295,689.05</b>	<b>\$1,242,014.44</b>	<b>\$1,397,900.00</b>	<b>\$1,397,900.00</b>	<b>\$900,712.76</b>	<b>\$1,204,042.49</b>	<b>\$1,425,199.00</b>	

ACCT NUMBER	ACCOUNT TITLE	ACTUAL EXPERIENCE		ORG BUDGET YEAR 2023	CURRENT BUDGET YEAR 2023	ACTUAL EXPERIENCE AS OF		PROPOSED YEAR END
		YEAR 2021	YEAR 2022			6-30-2023	YEAR 2024	
01-632-0101	SALARIES	\$0.00	\$0.00	\$0.00	\$0.00	\$0.00	\$0.00	\$0.00
01-632-0201	SOCIAL SECURITY	\$0.00	\$0.00	\$0.00	\$0.00	\$0.00	\$0.00	\$0.00
01-632-0202	INSURANCE	\$0.00	\$0.00	\$0.00	\$0.00	\$0.00	\$0.00	\$0.00
01-632-0203	RETIREMENT	\$4,320.00	\$4,248.00	\$7,000.00	\$7,000.00	\$1,944.00	\$2,592.00	\$2,592.00
01-632-0204	UNEMPLOYMENT	\$0.00	\$0.00	\$0.00	\$0.00	\$0.00	\$0.00	\$0.00
01-632-0205	INS - WORKMANS COMP	\$6,345.00	\$962.22	\$1,100.00	\$1,100.00	\$16,268.50	\$21,691.33	\$21,691.33
01-632-0501	OFFICE SUPPLIES	\$79.97	\$504.09	\$1,000.00	\$1,000.00	\$328.81	\$438.41	\$438.41
01-632-0502	FIELD SUPPLIES	\$0.00	\$28.97	\$2,500.00	\$2,500.00	\$0.00	\$0.00	\$0.00
01-632-0700	MAINT - EQUIPMENT	\$338.00	\$5,748.92	\$10,000.00	\$10,000.00	\$0.00	\$3,339.81	\$3,339.81
01-632-0701	MAINT-VEHICLES	\$386.37	\$6,012.76	\$10,000.00	\$10,000.00	\$3,345.72	\$4,460.96	\$4,460.96
01-632-0900	FUEL & OIL	\$2,065.12	\$7,382.85	\$10,000.00	\$10,000.00	\$4,902.95	\$6,537.27	\$6,537.27
01-632-1301	LIABILITY/AUTO COVERAGE	\$6,385.00	\$6,493.00	\$7,150.00	\$7,150.00	\$5,667.00	\$7,556.00	\$7,556.00
01-632-1500	TRAINING	\$0.00	\$0.00	\$500.00	\$500.00	\$315.00	\$420.00	\$420.00
01-632-1501	TRAVEL	\$0.00	\$0.00	\$1,000.00	\$1,000.00	\$0.00	\$0.00	\$0.00
01-632-2700	TELEPHONE EXPENSES	\$1,928.37	\$1,926.08	\$2,000.00	\$2,000.00	\$1,444.17	\$1,925.56	\$1,925.56
01-632-2750	CELL PHONE EXPENSES	\$291.77	\$0.00	\$0.00	\$0.00	\$0.00	\$0.00	\$0.00
01-632-2800	DRUG TESTING	\$0.00	\$0.00	\$0.00	\$0.00	\$0.00	\$0.00	\$0.00
01-632-3702	FIRE CALLS	\$11,570.00	\$25,130.00	\$25,000.00	\$25,000.00	\$22,570.00	\$30,093.33	\$30,093.33
01-632-9002	CIP - BREATHING APPARATU	\$0.00	\$0.00	\$0.00	\$0.00	\$0.00	\$0.00	\$0.00
	<b>FIRE DEPT EXPENSES</b>	<b>\$33,709.60</b>	<b>\$58,436.89</b>	<b>\$77,250.00</b>	<b>\$77,250.00</b>	<b>\$56,786.15</b>	<b>\$79,054.68</b>	<b>\$0.00</b>

ACCT NUMBER	ACCOUNT TITLE	ACTUAL EXPERIENCE YEAR 2021	ACTUAL EXPERIENCE YEAR 2022	ORG BUDGET YEAR 2023	CURRENT BUDGET YEAR 2023	ACTUAL EXPERIENCE AS OF 6-30-2023	PROJECTED YEAR END	PROPOSED YEAR 2024
01-635-0101	SALARIES	\$127,314.90	\$58,217.05	\$131,866.00	\$131,866.00	\$101,048.30	\$134,731.07	\$154,055.00
01-635-0103	OVERTIME	\$400.73	\$393.08	\$1,904.00	\$1,904.00	\$120.42	\$160.56	\$2,357.00
01-635-0105	CONTRACT LABOR	\$6,213.12	\$32,669.77	\$0.00	\$0.00	\$0.00	\$0.00	\$0.00
01-635-0201	SOCIAL SECURITY	\$9,530.44	\$4,465.47	\$10,207.00	\$10,207.00	\$7,712.05	\$10,282.73	\$11,934.00
01-635-0202	INSURANCE-GROUP	\$16,787.32	\$9,073.33	\$20,101.00	\$20,101.00	\$14,081.54	\$18,775.39	\$25,182.00
01-635-0203	RETIREMENT	\$2,385.65	\$1,352.13	\$2,746.00	\$2,746.00	\$2,112.62	\$2,816.83	\$3,277.00
01-635-0204	UNEMPLOYMENT	\$1,131.85	\$9.00	\$270.00	\$270.00	\$31.50	\$42.00	\$270.00
01-635-0205	INS-WORKERS COMP	\$450.00	\$1,281.92	\$1,250.00	\$1,250.00	-\$196.25	-\$261.67	\$705.00
01-635-0501	OFFICE SUPPLIES	\$1,190.60	\$757.86	\$2,500.00	\$2,500.00	\$2,264.00	\$3,018.67	\$3,000.00
01-635-0502	FIELD SUPPLIES	\$0.00	\$288.78	\$500.00	\$500.00	\$0.00	\$53.33	\$0.00
01-635-0510	UNIFORMS	\$0.00	\$0.00	\$1,000.00	\$1,000.00	\$0.00	\$0.00	\$1,000.00
01-635-0701	MAINT-VEHICLE	\$1,331.34	\$926.74	\$1,500.00	\$1,500.00	\$15.00	\$20.00	\$1,000.00
01-635-0900	FUEL & OIL	\$942.70	\$907.23	\$2,000.00	\$2,000.00	\$690.65	\$920.87	\$2,000.00
01-635-1301	LIABILITY/AUTO COVERAGE	\$1,141.00	\$1,130.00	\$2,500.00	\$2,500.00	\$626.25	\$835.00	\$896.00
01-635-1500	TRAINING	\$1,334.90	\$2,773.07	\$3,500.00	\$3,500.00	\$281.46	\$508.61	\$4,500.00
01-635-1501	TRAVEL	\$1,078.75	\$1,790.40	\$2,500.00	\$2,500.00	\$0.00	\$0.00	\$3,500.00
01-635-1700	IT EQUIPMENT/SOFTWARE	\$1,433.65	\$0.00	\$5,000.00	\$5,000.00	\$0.00	\$0.00	\$6,000.00
01-635-2000	ABATEMENT	\$0.00	\$788.42	\$10,000.00	\$10,000.00	\$0.00	\$0.00	\$20,000.00
01-635-2100	ENFORCEMENT - CAMERAS	\$0.00	\$16,693.14	\$10,000.00	\$10,000.00	\$1,885.34	\$2,513.79	\$4,500.00
01-635-2700	TELEPHONE EXPENSES	\$3,477.47	\$3,138.48	\$3,500.00	\$3,500.00	\$2,353.86	\$3,138.48	\$3,500.00
01-635-2750	CELL PHONE EXPENSES	\$600.91	\$764.00	\$1,250.00	\$1,250.00	\$643.16	\$857.55	\$1,250.00
01-635-2800	DRUG TESTING	\$62.50	\$0.00	\$0.00	\$0.00	\$0.00	\$0.00	\$0.00
01-635-3500	ENGINEERING	\$0.00	\$0.00	\$0.00	\$0.00	\$0.00	\$0.00	\$0.00
01-635-8001	LEASED VEHICLE	\$3,312.78	\$5,013.17	\$5,000.00	\$5,000.00	\$3,529.89	\$4,706.52	\$12,100.00
01-635-8002	INTEREST - LEASED EQUIPMENT	\$1,407.90	\$0.00	\$0.00	\$0.00	\$0.00	\$0.00	\$0.00
01-635-9000	PLANNING	\$0.00	\$0.00	\$0.00	\$0.00	\$0.00	\$0.00	\$0.00
<b>BUILDING SERVICES EXPENSES</b>		<b>\$181,528.51</b>	<b>\$142,433.04</b>	<b>\$219,094.00</b>	<b>\$219,094.00</b>	<b>\$137,199.79</b>	<b>\$183,119.72</b>	<b>\$261,026.00</b>

ACCT NUMBER	ACCOUNT TITLE	ACTUAL EXPERIENCE YEAR 2021	ACTUAL EXPERIENCE YEAR 2022	ORG BUDGET YEAR 2023	CURRENT BUDGET YEAR 2023	ACTUAL EXPERIENCE AS OF 6-30-2023	PROJECTED YEAR END	PROPOSED YEAR 2024
01-636-0101	SALARIES	\$16,227.90	\$16,820.19	\$43,721.00	\$43,721.00	\$15,607.02	\$20,809.36	\$36,755.00
01-636-0103	OVERTIME	\$97.34	\$128.92	\$874.00	\$874.00	\$0.00	\$0.00	\$1,101.00
01-636-0201	SOCIAL SECURITY	\$1,215.70	\$1,310.73	\$3,403.00	\$3,403.00	\$1,193.95	\$1,591.93	\$2,888.00
01-636-0202	INSURANCE	\$679.25	\$2,948.06	\$8,040.00	\$8,040.00	\$39.00	\$52.00	\$8,394.00
01-636-0203	RETIREMENT	\$305.37	\$403.65	\$915.00	\$915.00	\$310.01	\$413.35	\$793.00
01-636-0204	UNEMPLOYMENT	\$129.00	\$4.50	\$90.00	\$90.00	\$6.70	\$8.93	\$90.00
01-636-0205	WORKMEN COMP	\$37.00	\$40.80	\$50.00	\$50.00	\$0.00	\$0.00	\$0.00
01-636-0501	SUPPLIES	\$1,017.95	\$825.57	\$1,000.00	\$1,000.00	\$410.58	\$547.44	\$1,000.00
01-636-1500	TRAINING	\$0.00	\$349.00	\$2,500.00	\$2,500.00	\$175.00	\$466.67	\$2,500.00
01-636-1501	TRAVEL	\$0.00	\$0.00	\$2,500.00	\$2,500.00	\$0.00	\$0.00	\$2,500.00
01-636-1700	IT EQUIPMENT/ SOFTWARE	\$0.00	\$0.00	\$500.00	\$500.00	\$0.00	\$0.00	\$500.00
01-636-2800	DRUG TESTING	\$0.00	\$0.00	\$2,500.00	\$2,500.00	\$241.15	\$321.53	\$2,500.00
<b>HUMAN RESOURCE EXPENSES</b>		<b>\$19,709.51</b>	<b>\$22,831.42</b>	<b>\$66,093.00</b>	<b>\$66,093.00</b>	<b>\$17,983.41</b>	<b>\$24,211.21</b>	<b>\$59,021.00</b>

ACCT NUMBER	ACCOUNT TITLE	ACTUAL EXPERIENCE YEAR 2021	ACTUAL EXPERIENCE YEAR 2022	ORG BUDGET YEAR 2023	CURRENT BUDGET YEAR 2023	ACTUAL EXPERIENCE AS OF 6-30-2023	PROJECTED YEAR END	PROPOSED YEAR 2024
01-637-0101	SALARIES	\$245,815.12	\$219,179.32	\$222,781.00	\$222,781.00	\$108,120.76	\$144,161.01	\$286,765.00
01-637-0103	OVERTIME	\$406.78	\$2,363.17	\$2,984.00	\$2,984.00	\$1,667.19	\$2,222.92	\$5,188.00
01-637-0105	CONTRACT LABOR		\$0.00	\$0.00	\$0.00	\$382.50	\$382.50	\$0.00
01-637-0201	SOCIAL SECURITY	\$18,440.52	\$16,993.42	\$17,222.00	\$17,222.00	\$8,213.11	\$10,950.81	\$22,177.00
01-637-0202	INSURANCE-GROUP	\$35,153.40	\$31,442.60	\$40,202.00	\$40,202.00	\$16,002.36	\$21,336.48	\$41,970.00
01-637-0203	RETIREMENT	\$4,613.00	\$5,293.38	\$4,633.00	\$4,633.00	\$2,302.68	\$3,070.24	\$6,089.00
01-637-0204	UNEMPLOYMENT	\$1,007.99	\$48.32	\$450.00	\$450.00	\$54.37	\$72.49	\$450.00
01-637-0205	INS - WORKMEN'S COMP	\$547.00	\$448.76	\$547.00	\$547.00	\$0.00	\$0.00	\$0.00
01-637-0501	SUPPLIES	\$3,021.53	\$3,499.37	\$5,000.00	\$5,000.00	\$3,139.71	\$4,186.28	\$5,000.00
01-637-1500	TRAINING	\$1,960.00	\$6,162.36	\$5,000.00	\$5,000.00	\$0.00	\$0.00	\$5,000.00
01-637-1501	TRAVEL	\$0.00	\$281.74	\$8,000.00	\$8,000.00	\$0.00	\$0.00	\$5,000.00
01-637-1700	IT EQUIPMENT/ SOFTWARE	\$9,564.70	\$8,400.00	\$15,000.00	\$15,000.00	\$8,685.00	\$11,580.00	\$15,000.00
01-637-2700	TELEPHONE EXPENSES	\$4,976.33	\$5,500.56	\$5,500.00	\$5,500.00	\$4,596.57	\$6,128.76	\$5,500.00
01-637-2750	CELL PHONE EXPENSES	\$794.04	\$482.52	\$500.00	\$500.00	\$321.58	\$428.77	\$500.00
01-637-2800	DRUG TESTING	\$0.00	\$0.00	\$0.00	\$0.00	\$0.00	\$0.00	\$0.00
<b>FINANCE DEPT EXPENSES</b>		<b>\$326,300.41</b>	<b>\$300,095.52</b>	<b>\$327,819.00</b>	<b>\$327,819.00</b>	<b>\$153,485.83</b>	<b>\$204,520.27</b>	<b>\$398,639.00</b>



ACCT NUMBER	ACCOUNT TITLE	ACTUAL EXPERIENCE		ACTUAL EXPERIENCE		CURRENT BUDGET		ACTUAL EXPERIENCE AS OF		PROJECTED YEAR END	PROPOSED YEAR 2024
		YEAR 2021	YEAR 2022	YEAR 2021	YEAR 2022	YEAR 2023	YEAR 2023	6-30-2023	YEAR END		
01-638-0101	SALARIES	\$151,139.68	\$153,638.07	\$193,804.00	\$193,804.00	\$0.00	\$0.00	\$118,321.49	\$157,761.99	\$207,756.00	
01-638-0103	OVERTIME	\$1,137.87	\$1,184.08	\$6,225.00	\$6,225.00	\$0.00	\$0.00	\$1,428.67	\$1,904.89	\$9,391.00	
01-638-0201	SOCIAL SECURITY	\$11,685.11	\$11,690.80	\$15,261.00	\$15,261.00	\$0.00	\$0.00	\$8,903.52	\$11,871.36	\$16,568.00	
01-638-0202	INSURANCE-GROUP	\$25,447.06	\$27,793.75	\$40,202.00	\$40,202.00	\$0.00	\$0.00	\$22,778.55	\$30,371.40	\$41,970.00	
01-638-0203	RETIREMENT	\$2,918.24	\$3,593.59	\$4,106.00	\$4,106.00	\$0.00	\$0.00	\$2,481.80	\$3,309.07	\$4,550.00	
01-638-0204	UNEMPLOYMENT	\$1,322.34	\$1,018.53	\$540.00	\$540.00	\$0.00	\$0.00	\$47.97	\$63.96	\$450.00	
01-638-0205	INS-WORKMEN'S COMP	\$4,262.00	\$11,667.28	\$10,750.00	\$10,750.00	\$0.00	\$0.00	\$2,082.75	\$2,777.00	\$6,166.00	
01-638-0501	OFFICE SUPPLIES	\$1,037.09	\$2,804.10	\$2,500.00	\$2,500.00	\$114.90	\$114.90	\$1,077.07	\$1,589.29	\$2,500.00	
01-638-0502	FIELD SUPPLIES	\$2,096.15	\$1,736.74	\$2,500.00	\$2,500.00	\$0.00	\$0.00	\$2,523.83	\$3,365.11	\$2,500.00	
01-638-0510	UNIFORMS	\$834.69	\$329.33	\$1,000.00	\$1,000.00	\$0.00	\$0.00	\$793.44	\$1,057.92	\$1,500.00	
01-638-0700	MAINT - EQUIPMENT	\$549.14	\$226.50	\$500.00	\$500.00	\$0.00	\$0.00	\$44.56	\$59.41	\$500.00	
01-638-0701	MAINT-VEHICLE	\$3,060.05	\$827.51	\$1,200.00	\$1,200.00	\$1,141.80	\$1,141.80	\$746.21	\$2,517.35	\$1,500.00	
01-638-0900	FUEL & OIL	\$4,624.59	\$6,268.89	\$5,000.00	\$5,000.00	\$0.00	\$0.00	\$3,229.45	\$4,305.93	\$5,000.00	
01-638-1101	ELECTRICITY	\$4,095.44	\$3,623.61	\$3,500.00	\$3,500.00	\$0.00	\$0.00	\$2,520.97	\$3,361.29	\$3,500.00	
01-638-1301	LIABILITY/AUTO COVERAGE	\$3,443.00	\$3,428.00	\$3,771.00	\$3,771.00	\$0.00	\$0.00	\$2,142.75	\$2,857.00	\$2,942.00	
01-638-1401	JANITORIAL SUPPLIES	\$5,858.42	\$5,352.64	\$7,000.00	\$7,000.00	\$700.00	\$700.00	\$4,935.01	\$7,513.35	\$6,000.00	
01-638-1500	TRAINING	\$0.00	\$525.00	\$2,000.00	\$2,000.00	\$40.00	\$40.00	\$350.00	\$520.00	\$6,000.00	
01-638-1501	TRAVEL	\$0.00	\$1,513.04	\$2,000.00	\$2,000.00	\$70.00	\$70.00	\$3,282.55	\$4,470.07	\$4,000.00	
01-638-1700	IT/SOFTWARE	\$0.00	\$0.00	\$1,500.00	\$1,500.00	\$0.00	\$0.00	\$0.00	\$0.00	\$4,500.00	
01-638-2700	TELEPHONE EXPENSES	\$4,234.86	\$5,001.83	\$4,500.00	\$4,500.00	\$0.00	\$0.00	\$3,757.41	\$5,009.88	\$4,500.00	
01-638-2750	CELL PHONE EXPENSES	\$1,698.62	\$1,930.08	\$2,000.00	\$2,000.00	\$0.00	\$0.00	\$1,286.32	\$1,715.09	\$2,000.00	
01-638-2800	DRUG TESTING	\$0.00	\$0.00	\$0.00	\$0.00	\$0.00	\$0.00	\$0.00	\$0.00	\$0.00	
01-638-3200	ANIMAL CARE	\$27,518.72	\$21,698.90	\$23,000.00	\$23,000.00	\$0.00	\$0.00	\$12,072.36	\$16,096.48	\$29,500.00	
01-638-3301	SPAY & NEUTER PROGRAM	\$0.00	\$14,804.45	\$20,000.00	\$20,000.00	\$0.00	\$0.00	\$11,647.92	\$15,530.56	\$20,000.00	
01-638-8001	LEASED VEHICLE	\$11,865.13	\$18,047.38	\$17,250.00	\$17,250.00	\$0.00	\$0.00	\$12,856.51	\$17,142.01	\$17,250.00	
01-638-8002	INTEREST - LEASED EQUIPMENT	\$5,173.79	\$0.00	\$0.00	\$0.00	\$0.00	\$0.00	\$0.00	\$0.00	\$0.00	
01-638-9000	CAT CONDO	\$30,600.00	\$0.00	\$10,000.00	\$10,000.00	\$0.00	\$0.00	\$12,332.05	\$16,442.73	\$0.00	
01-638-9001	CIP - HVAC SYSTEM	\$0.00	\$19,988.00	\$0.00	\$0.00	\$0.00	\$0.00	\$0.00	\$0.00	\$0.00	
01-638-9922	INSURANCE CLAIMS	\$2,884.87	\$4,768.92	\$0.00	\$0.00	\$0.00	\$0.00	\$0.00	\$0.00	\$0.00	
ANIMAL CONTROL EXPENSES		\$307,486.86	\$322,551.02	\$380,109.00	\$380,109.00	\$2,066.70	\$2,066.70	\$231,643.16	\$311,613.15	\$400,543.00	

ACCT NUMBER	ACCOUNT TITLE	ACTUAL EXPERIENCE YEAR 2021	ACTUAL EXPERIENCE YEAR 2022	ORG BUDGET YEAR 2023	CURRENT BUDGET YEAR 2023	ACTUAL EXPERIENCE AS OF 6-30-2023	PROJECTED YEAR END	PROPOSED YEAR 2024
01-641-0101	SALARIES	\$62,803.91	\$8,886.31	\$0.00	\$0.00	\$0.00	\$0.00	\$0.00
01-641-0103	OVERTIME	\$1,167.25	\$347.86	\$0.00	\$0.00	\$0.00	\$0.00	\$0.00
01-641-0201	SOCIAL SECURITY	\$4,480.65	\$825.23	\$0.00	\$0.00	\$0.00	\$0.00	\$0.00
01-641-0202	INSURANCE	\$18,218.30	\$3,233.92	\$0.00	\$0.00	\$0.00	\$0.00	\$0.00
01-641-0203	RETIREMENT	\$1,201.76	\$257.89	\$0.00	\$0.00	\$0.00	\$0.00	\$0.00
01-641-0204	UNEMPLOYMENT	\$596.27	\$0.00	\$0.00	\$0.00	\$0.00	\$0.00	\$0.00
01-641-0205	WORKMEN COMP	\$130.00	\$0.00	\$0.00	\$0.00	\$0.00	\$0.00	\$0.00
01-641-0501	OFFICE SUPPLIES	\$0.00	\$5.58	\$0.00	\$0.00	\$0.00	\$0.00	\$0.00
01-641-0502	FIELD SUPPLIES	\$601.86	\$653.82	\$1,000.00	\$1,000.00	\$148.52	\$198.03	\$1,000.00
01-641-0503	PEST CONTROL - ALL GF	\$0.00	\$0.00	\$0.00	\$0.00	\$0.00	\$0.00	\$0.00
01-641-0510	UNIFORMS	\$396.34	\$412.85	\$500.00	\$500.00	\$87.86	\$117.15	\$0.00
01-641-0700	MAINT EQUIPMENT	\$10.77	\$795.38	\$1,000.00	\$1,000.00	\$156.49	\$208.65	\$1,000.00
01-641-0701	MAINT VEHICLE	\$311.92	\$0.00	\$750.00	\$750.00	\$55.13	\$73.51	\$750.00
01-641-0708	FIRE SAFETY INSPECTION	\$744.31	\$374.83	\$2,600.00	\$2,600.00	\$1,048.11	\$1,397.48	\$2,600.00
01-641-1301	LIABILITY/AUTO COVERAGE	\$1,049.00	\$1,089.00	\$1,200.00	\$1,200.00	\$0.00	\$0.00	\$1,242.00
01-641-1500	TRAINING	\$0.00	\$0.00	\$0.00	\$0.00	\$0.00	\$0.00	\$0.00
01-641-1501	TRAVEL	\$0.00	\$0.00	\$0.00	\$0.00	\$0.00	\$0.00	\$0.00
01-641-6000	MAINT - CITY HALL	\$1,551.07	\$5,882.80	\$10,000.00	\$10,000.00	\$3,261.01	\$4,348.01	\$10,000.00
01-641-6001	MAINT - POLICE DEPT	\$1,415.71	\$390.82	\$3,000.00	\$3,000.00	\$3,650.46	\$4,867.28	\$3,000.00
01-641-6002	MAINT - ANIMAL SHELTER	\$2,715.61	\$4,566.12	\$10,000.00	\$10,000.00	\$3,836.27	\$5,115.03	\$20,000.00
01-641-6003	MAINT - SUNSHINE HOUSE	\$227.21	\$58,761.85	\$5,000.00	\$5,000.00	\$245.94	\$327.92	\$5,000.00
01-641-6004	MAINT - NEIGHBORHOOD CENTER	\$76.95	\$74.45	\$3,000.00	\$3,000.00	\$0.00	\$0.00	\$3,000.00
01-641-6005	MAINT - MAINTENANCE YARD	\$392.78	\$1,393.16	\$75,000.00	\$75,000.00	\$0.00	\$0.00	\$24,962.00
<b>BUILDING MAINTENANCE</b>		<b>\$98,091.67</b>	<b>\$87,951.87</b>	<b>\$113,050.00</b>	<b>\$113,050.00</b>	<b>\$12,489.79</b>	<b>\$16,653.05</b>	<b>\$72,554.00</b>

ACCT NUMBER	ACCOUNT TITLE	ACTUAL EXPERIENCE		ACTUAL EXPERIENCE		ORG BUDGET YEAR 2023	CURRENT BUDGET YEAR 2023	ACTUAL EXPERIENCE AS OF 6-30-2023	PROJECTED YEAR END	PROPOSED YEAR 2024
		YEAR 2021	YEAR 2022	YEAR 2022	YEAR 2023					
01-642-0101	SALARIES	\$187,731.62	\$195,263.35	\$250,746.00	\$250,746.00	\$250,746.00	\$128,375.31	\$171,167.08	\$223,858.00	
01-642-0103	OVERTIME	\$3,237.47	\$3,253.37	\$10,457.00	\$10,457.00	\$10,457.00	\$1,072.76	\$1,430.35	\$12,819.00	
01-642-0201	SOCIAL SECURITY	\$14,447.22	\$15,561.25	\$19,930.00	\$19,930.00	\$19,930.00	\$9,297.86	\$12,397.15	\$18,058.00	
01-642-0202	INSURANCE - GROUP	\$31,862.85	\$39,480.66	\$48,242.00	\$48,242.00	\$48,242.00	\$30,263.96	\$40,351.95	\$50,364.00	
01-642-0203	RETIREMENT	\$2,919.44	\$4,098.11	\$5,362.00	\$5,362.00	\$5,362.00	\$2,381.68	\$3,175.57	\$4,958.00	
01-642-0204	UNEMPLOYMENT	\$2,412.68	\$272.46	\$540.00	\$540.00	\$540.00	\$57.53	\$76.71	\$940.00	
01-642-0205	INS - WORKMEN'S COMP	\$3,463.00	\$7,993.50	\$7,810.00	\$7,810.00	\$7,810.00	\$1,488.75	\$1,985.00	\$4,265.00	
01-642-0501	SUPPLIES	\$1,065.52	\$1,011.41	\$2,500.00	\$2,500.00	\$2,500.00	\$1,727.93	\$2,774.91	\$2,500.00	
01-642-0502	FIELD SUPPLIES	\$6,312.43	\$7,121.61	\$8,000.00	\$8,000.00	\$8,000.00	\$5,051.33	\$7,113.60	\$8,000.00	
01-642-0510	UNIFORMS	\$3,716.45	\$2,192.80	\$2,500.00	\$2,500.00	\$2,500.00	\$1,168.10	\$2,420.28	\$2,500.00	
01-642-0700	MAINT - EQUIPMENT	\$2,818.43	\$2,770.14	\$5,000.00	\$5,000.00	\$5,000.00	\$2,402.36	\$3,203.15	\$5,000.00	
01-642-0701	MAINT - VEHICLES	\$1,513.07	\$1,428.94	\$4,000.00	\$4,000.00	\$4,000.00	\$1,168.69	\$1,894.25	\$4,000.00	
01-642-0707	MAINTENANCE - POOL	\$5,575.02	\$11,177.98	\$10,000.00	\$10,000.00	\$10,000.00	\$6,391.04	\$11,043.68	\$12,500.00	
01-642-0709	SUPPLIES - CIVIC CENTER	\$482.02	\$2,006.64	\$2,500.00	\$2,500.00	\$2,500.00	\$4,115.26	\$5,814.93	\$5,000.00	
01-642-0730	MAINT - ALL PARKS	\$19,490.61	\$22,706.17	\$20,000.00	\$20,000.00	\$20,000.00	\$18,282.76	\$24,577.01	\$50,000.00	
01-642-0731	LIJUAN PARK - COUNCIL APPROVED	\$0.00	\$0.00	\$0.00	\$0.00	\$0.00	\$0.00	\$0.00	\$0.00	
01-642-0732	TREE DONATION	\$0.00	\$2,508.00	\$0.00	\$0.00	\$0.00	\$0.00	\$0.00	\$0.00	
01-642-0900	FUEL & OIL	\$6,979.95	\$9,960.61	\$10,000.00	\$10,000.00	\$10,000.00	\$4,780.16	\$7,603.77	\$10,000.00	
01-642-1101	Electricity	\$18,669.28	\$17,021.00	\$16,773.00	\$16,773.00	\$16,773.00	\$9,648.16	\$12,864.21	\$16,773.00	
01-642-1301	LIABILITY/AUTO COVERAGE	\$5,376.00	\$5,743.00	\$6,167.00	\$6,167.00	\$6,167.00	\$3,563.25	\$4,751.00	\$4,856.00	
01-642-1500	TRAINING	\$2,705.00	\$1,485.00	\$1,500.00	\$1,500.00	\$1,500.00	\$2,125.00	\$2,833.33	\$3,000.00	
01-642-1501	TRAVEL	\$0.00	\$0.00	\$1,500.00	\$1,500.00	\$1,500.00	\$0.00	\$0.00	\$2,500.00	
01-642-1700	IT EQUIPMENT/ SOFTWARE	\$0.00	\$0.00	\$0.00	\$0.00	\$0.00	\$0.00	\$0.00	\$0.00	
01-642-2700	TELEPHONE EXPENSES	\$4,820.65	\$4,983.65	\$5,500.00	\$5,500.00	\$5,500.00	\$3,352.50	\$4,470.00	\$5,500.00	
01-642-2750	CELL. PHONE EXPENSES	\$1,296.72	\$1,447.56	\$1,800.00	\$1,800.00	\$1,800.00	\$924.56	\$1,232.75	\$1,800.00	
01-642-2800	DRUG TESTING	\$0.00	\$0.00	\$0.00	\$0.00	\$0.00	\$0.00	\$0.00	\$0.00	
01-642-3500	MASTER PARK PLAN - ENGINEERING	\$0.00	\$0.00	\$0.00	\$0.00	\$0.00	\$0.00	\$0.00	\$0.00	
01-642-8001	LEASED VEHICLE	\$8,786.26	\$12,681.52	\$12,150.00	\$12,150.00	\$12,150.00	\$8,973.55	\$11,964.73	\$12,150.00	
01-642-8002	INTEREST - LEASED EQUIPMENT	\$3,288.46	\$0.00	\$0.00	\$0.00	\$0.00	\$0.00	\$0.00	\$0.00	
01-642-9000	PARK SIGNS	\$0.00	\$0.00	\$0.00	\$0.00	\$0.00	\$0.00	\$0.00	\$5,000.00	
01-642-9001	CIP - PUEBLO NUEVO PARK - TPWD MA	\$0.00	\$75,000.00	\$75,000.00	\$75,000.00	\$75,000.00	\$0.00	\$75,000.00	\$75,000.00	
01-642-9002	PUEBLO NUEVO PARK IMPROVEMENT	\$0.00	\$0.00	\$0.00	\$0.00	\$0.00	\$0.00	\$0.00	\$0.00	
PARKS & POOL EXPENSES		\$338,970.15	\$447,168.73	\$527,977.00	\$527,977.00	\$527,977.00	\$246,612.50	\$410,145.41	\$541,341.00	

ACCT NUMBER	ACCOUNT TITLE	ACTUAL EXPERIENCE		ORG BUDGET YEAR 2023	CURRENT BUDGET YEAR 2023	ACTUAL EXPERIENCE AS OF 6-30-2023		PROJECTED YEAR-END	PROPOSED YEAR 2024
		YEAR 2021	YEAR 2022			OF 6-30-2023	YEAR-END		
01-644-0101	SALARIES	\$300,910.78	\$386,990.17	\$523,870.00	\$523,870.00	\$288,940.19	\$385,253.59	\$463,517.00	
01-644-0103	OVERTIME	\$4,649.11	\$6,873.68	\$21,835.00	\$21,835.00	\$9,825.01	\$13,100.01	\$25,758.00	
01-644-0105	CONTRACT LABOR	\$0.00	\$0.00	\$0.00	\$0.00	\$0.00	\$0.00	\$0.00	
01-644-0201	SOCIAL SECURITY	\$23,122.90	\$28,311.58	\$41,637.00	\$41,637.00	\$22,109.18	\$29,478.91	\$37,332.00	
01-644-0202	INSURANCE - GROUP	\$55,643.38	\$66,693.82	\$80,404.00	\$80,404.00	\$57,595.20	\$76,793.60	\$67,152.00	
01-644-0203	RETIREMENT	\$5,708.64	\$8,739.68	\$11,200.00	\$11,200.00	\$6,259.87	\$8,346.49	\$10,250.00	
01-644-0204	UNEMPLOYMENT	\$1,764.00	\$375.03	\$1,170.00	\$1,170.00	\$73.01	\$97.35	\$990.00	
01-644-0205	INS - WORKMEN'S COMP	\$15,103.00	\$30,203.42	\$28,636.00	\$28,636.00	\$11,206.50	\$14,942.00	\$18,786.00	
01-644-0501	OFFICE SUPPLIES	\$2,496.96	\$2,475.69	\$3,500.00	\$3,500.00	\$2,765.18	\$4,032.65	\$4,500.00	
01-644-0502	FIELD SUPPLIES	\$8,717.77	\$12,673.08	\$16,000.00	\$16,000.00	\$11,857.02	\$17,424.97	\$16,000.00	
01-644-0510	UNIFORMS	\$4,963.26	\$3,265.60	\$6,500.00	\$6,500.00	\$1,591.83	\$2,122.44	\$6,500.00	
01-644-0700	MAINT - EQUIPMENT	\$43,944.13	\$36,639.90	\$45,000.00	\$45,000.00	\$12,580.06	\$18,584.85	\$45,000.00	
01-644-0701	MAINT - VEHICLES	\$2,336.84	\$4,870.45	\$12,000.00	\$12,000.00	\$3,648.25	\$5,055.00	\$12,000.00	
01-644-0718	STREET SIGNS	\$9,960.72	\$7,107.05	\$10,000.00	\$10,000.00	\$3,824.00	\$5,098.67	\$20,000.00	
01-644-0719	STREET MAINTENANCE MATERIALS	\$23,368.44	\$40,375.00	\$65,000.00	\$65,000.00	\$49,509.48	\$74,902.45	\$65,000.00	
01-644-0900	FUEL	\$12,279.57	\$15,873.34	\$15,000.00	\$15,000.00	\$12,519.22	\$17,922.51	\$15,000.00	
01-644-0901	OIL	\$0.00	\$0.00	\$0.00	\$0.00	\$0.00	\$0.00	\$0.00	
01-644-1101	ELECTRICITY	\$57,262.05	\$67,295.31	\$70,000.00	\$70,000.00	\$40,230.16	\$53,640.21	\$70,000.00	
01-644-1301	LIABILITY/AUTO COVERAGE	\$7,282.00	\$8,552.00	\$6,515.00	\$6,515.00	\$9,348.00	\$12,464.00	\$11,569.00	
01-644-1500	TRAINING	\$0.00	\$0.00	\$5,000.00	\$5,000.00	\$0.00	\$0.00	\$5,000.00	
01-644-1501	TRAVEL	\$0.00	\$0.00	\$5,000.00	\$5,000.00	\$0.00	\$0.00	\$5,000.00	
01-644-1700	IT EQUIPMENT/ SOFTWARE	\$1,271.87	\$0.00	\$1,000.00	\$1,000.00	\$222.13	\$296.17	\$1,500.00	
01-644-2000	CONTRACT	\$32,859.00	\$18,055.50	\$35,000.00	\$35,000.00	\$0.00	\$0.00	\$35,000.00	
01-644-2700	TELEPHONE EXPENSES	\$4,482.27	\$4,327.36	\$4,500.00	\$4,500.00	\$3,252.73	\$4,336.97	\$4,500.00	
01-644-2750	CELL PHONE EXPENSES	\$1,346.74	\$1,852.42	\$2,000.00	\$2,000.00	\$1,383.56	\$1,884.73	\$2,000.00	
01-644-2800	DRUG TESTING	\$0.00	\$0.00	\$0.00	\$0.00	\$0.00	\$0.00	\$0.00	
01-644-3500	ENGINEERING	\$1,050.00	\$0.00	\$0.00	\$0.00	\$0.00	\$0.00	\$0.00	
01-644-8001	LEASED VEHICLE	\$8,763.76	\$12,561.24	\$12,000.00	\$12,000.00	\$8,829.03	\$11,772.04	\$12,000.00	
01-644-8002	INTEREST - LEASED EQUIPMENT	\$3,298.72	\$0.00	\$0.00	\$0.00	\$0.00	\$0.00	\$0.00	
01-644-8100	EASEMENT/ROAD SEAL (ANNUAL)	\$1,000.00	\$0.00	\$1,000.00	\$1,000.00	\$0.00	\$1,000.00	\$1,000.00	
01-644-9000	CAP IMPROVEMENT STREETS	\$163,911.27	\$81,872.97	\$344,035.00	\$344,035.00	\$48,208.39	\$64,277.85	\$300,000.00	
01-644-9001	CAP - STREET PROJECT FY20 & FY21	\$511,427.34	\$485,862.80	\$0.00	\$0.00	\$0.00	\$4,791.63	\$0.00	
01-644-9002	ACCE STREET IMPROVMENTS	\$0.00	\$98,000.00	\$100,000.00	\$100,000.00	\$0.00	\$0.00	\$0.00	
<b>STREET DEPT EXPENSES</b>		<b>\$1,308,924.52</b>	<b>\$1,429,847.09</b>	<b>\$1,467,802.00</b>	<b>\$1,467,802.00</b>	<b>\$605,778.00</b>	<b>\$827,619.11</b>	<b>\$1,255,354.00</b>	



**ENTERPRISE  
WATER – WASTE WATER –  
SANITATION (ENVIRONMENTAL  
SERVICES)**

**PROPOSED 2023-2024**

**WATER - WASTE WATER - SANITATION**

<u>REVENUE</u>	<u>FY 22-23 Budget</u>	<u>PROPOSED 23-24</u>	<u>DIFFERENCE</u>	<u>EXPENSE</u>	<u>FY 22-23 Budget</u>	<u>PROPOSED 23-24</u>	<u>DIFFERENCE</u>
NON DEPARTMENTAL	\$6,500	\$75,000	\$68,500	UTILITY BILLING	\$401,625	\$429,806	\$28,181
WATER	\$1,961,000	\$1,961,000	\$0	WATER	\$2,178,006	\$2,016,539	(\$161,467)
WASTE WATER	\$750,000	\$750,000	\$0	WASTE WATER	\$949,161	\$1,944,686	\$995,525
SANITATION	\$2,278,650	\$2,440,350	\$161,700	SANITATION	\$2,169,471	\$2,286,864	\$117,393
TRANSFERS/RESERVES/NET POSITIVE	\$702,114	\$1,451,545	\$749,431	TRANSFERS	\$702,114		(\$702,114)
<b>TOTAL</b>	<b>\$5,698,264</b>	<b>\$6,677,895</b>	<b>\$979,631</b>	<b>TOTAL</b>	<b>\$6,400,377</b>	<b>\$6,677,895</b>	<b>\$277,518</b>
		<b>DIFFERENCE</b>	<b>\$0</b>				

**FY 2022-2023 Estimated Net Position**  
**Water-Wastewater-Sanitation**

**FY 2022 - 2023 Estimated Reserves**

Beginning Net Position as of 9/30/2022	\$ 12,591,550.00	TexStar	\$	2,085,000.00	**Includes ARPA Funds
2022-2023 Projected Year End - Revenue	\$ 4,975,879.53	TxClass - Capital Improvements	\$	296,000.00	**Dedicated to street paving
2022-2023 Projected Year End - Expenses	\$ 4,634,860.31	TxClass - Airport Reserves	\$	30,000.00	**Dedicated TxDOT matching funds
Net Investment in Capital Assets	\$ 10,005,351.00	TxClass - HOT Reserve	\$	90,000.00	**Dedicated to HOT
Restricted for Federal and State Grants	\$ -	TxClass - Creek Project	\$	50,000.00	**Splash Pad
Restricted for Landfill Closure Costs	\$ 80,429.00	TXClass - Generators	\$	190,000.00	** August 2021 reassigned to emergency equipment
Restricted for Debt Service	\$ -	TxClass - Fire Department	\$	206,000.00	
Unrestricted	\$ 2,846,789.23	TxClass - Water/Sewer Infrastructure	\$	947,000.00	** Water/Wastewater Infrastructure \$117,742 Dedicated to lift station improvements
Estimated Net Position	\$ 12,932,569.23	TxClass - Pueblo Nuevo Park	\$	153,000.00	**Dedicated to TIPWD Grant
Difference	\$ 341,019.23				

ACCT NUMBER	ACCOUNT TITLE	ACTUAL EXPERIENCE YEAR		ACTUAL EXPERIENCE YEAR	ORG BUDGET YEAR 2023	CURRENT BUDGET YEAR 2023	ACTUAL EXPERIENCE AS OF 6-30-2023	PROJECTED YEAR END	PROPOSED YEAR 2024
		2021	2022						
04-550-0500	RB 03 RESERVE INTEREST	\$57.56	0		\$0.00	\$0.00	\$0.00	\$0.00	\$0
04-550-0501	TXCLASS - INTEREST	\$774.11	7180.11		\$2,500.00	\$2,500.00	\$31,430.62	\$41,907.49	\$25,000
	INTEREST RESERVE ACCOUNTS	\$831.67	\$7,180.11		\$2,500.00	\$2,500.00	\$31,430.62	\$41,907.49	\$25,000
04-551-7000	W/S/S INTEREST	\$832.08	\$10,441.61		\$2,500.00	\$2,500.00	\$52,545.99	\$70,061.32	\$40,000
04-551-7001	WATER CUSTOMER DEPOSIT INTERE	\$162.21	\$3,183.06		\$1,500.00	\$1,500.00	\$13,790.68	\$18,387.57	\$10,000
04-551-9000	Overage in Cash Drawer	\$0.00	\$0.00		\$0.00	\$0.00	\$0.00	\$0.00	\$0
	INTEREST REVENUES	\$994.29	\$13,624.67		\$4,000.00	\$4,000.00	\$66,336.67	\$88,448.89	\$50,000
04-553-0601	WATER BILLING	\$1,624,102.22	\$1,729,063.21		\$1,867,000.00	\$1,867,000.00	\$1,122,420.05	\$1,496,560.07	\$1,867,000
04-553-0602	BULK WATER	\$37,058.37	\$0.00		\$0.00	\$0.00	\$0.00	\$0.00	\$0
04-553-0611	MISC INCOME	\$396.19	\$8,851.20		\$2,000.00	\$2,000.00	\$261.38	\$348.51	\$2,000
04-553-0612	RETURNED CHECK FEE	\$390.00	\$460.00		\$500.00	\$500.00	\$270.00	\$360.00	\$500
04-553-0613	TAMPERING FEE	\$300.00	\$5,313.56		\$1,500.00	\$1,500.00	\$1,500.00	\$2,000.00	\$1,500
04-553-0614	VACATION FEE	\$0.00	\$0.00		\$0.00	\$0.00	\$200.00	\$266.67	\$0
04-553-1309	SERVICE RECONNECT	\$23,415.00	\$19,030.00		\$25,000.00	\$25,000.00	\$13,860.00	\$18,480.00	\$25,000
04-553-1600	INSURANCE CLAIMS	\$9,603.26	\$0.00		\$0.00	\$0.00	\$0.00	\$0.00	\$0
04-553-1901	ROAD CUT FEE	\$8,000.00	\$6,000.00		\$10,000.00	\$10,000.00	\$6,000.00	\$8,000.00	\$10,000
04-553-6500	WATER LINE EXTENSION FEES	\$18,500.00	\$0.00		\$15,000.00	\$15,000.00	\$0.00	\$0.00	\$15,000
04-553-6600	WATER TAP FEES	\$44,854.80	\$21,376.72		\$40,000.00	\$40,000.00	\$23,656.99	\$31,542.65	\$40,000
04-553-7000	BILLING ADJUSTMENTS	-\$55,693.57	-\$58,329.76		\$0.00	\$0.00	-\$893.43	(\$1,191.24)	\$0
04-553-7005	CONTRIBUTED CAPITAL	\$0.00	\$0.00		\$0.00	\$0.00	\$0.00	\$0.00	\$0
04-553-8000	WC SALARY REIMB	\$0.00	\$0.00		\$0.00	\$0.00	\$0.00	\$0.00	\$0
04-553-9000	OVERAGE/UNDERAGE CASH DRAWL	\$0.00	-\$123.22		\$0.00	\$0.00	\$30.62	\$40.83	\$0
04-553-9001	AUCTION	\$0.00	\$0.00		\$0.00	\$0.00	\$0.00	\$0.00	\$0
04-553-9002	INSURANCE CLAIMS	\$0.00	\$0.00		\$0.00	\$0.00	\$250.00	\$250.00	\$0
04-553-9800	BAD DEBT RECOVERY UTILITY DEPT	\$0.00	\$0.00		\$0.00	\$0.00	\$0.00	\$0.00	\$0
	WATER REVENUES	\$1,710,803.05	\$1,781,702.10		\$1,961,000.00	\$1,961,000.00	\$1,167,555.61	\$1,556,657.48	\$1,961,000
04-554-0602	SEWER BILLING	\$664,988.21	\$829,814.74		\$700,000.00	\$700,000.00	\$615,800.42	\$821,067.23	\$700,000
04-554-0605	LIQUID SEWAGE DUMPING FEE	\$23,758.50	\$15,650.00		\$25,000.00	\$25,000.00	\$10,400.00	\$13,866.67	\$25,000
04-554-0606	SEWER TAP FEES	\$27,150.00	\$21,600.00		\$25,000.00	\$25,000.00	\$25,450.00	\$33,933.33	\$25,000
04-554-0610	SEWER LINE EXTENSION FEES	\$0.00	\$0.00		\$0.00	\$0.00	\$0.00	\$0.00	\$0
04-554-0611	MISC/REFUNDS	\$0.00	\$0.00		\$0.00	\$0.00	\$3,769.67	\$5,026.23	\$0
04-554-0700	INFRASTRUCTURE IMPROVEMENTS	\$0.00	\$0.00		\$0.00	\$0.00	\$0.00	\$0.00	\$0
04-554-1901	ROAD CUT FEE	\$1,000.00	\$500.00		\$0.00	\$0.00	\$0.00	\$0.00	\$0
04-554-7000	BILLING ADJUSTMENTS	-\$4,394.06	\$0.00		\$0.00	\$0.00	\$0.00	\$0.00	\$0
04-554-8000	WC SALARY REIMB	\$0.00	\$0.00		\$0.00	\$0.00	\$0.00	\$0.00	\$0
	SEWER REVENUES	\$712,502.65	\$867,564.74		\$750,000.00	\$750,000.00	\$655,420.09	\$873,893.45	\$750,000
04-555-0603	SANITATION/RECYCLE BILLING	\$2,012,656.82	\$2,042,773.40		\$1,965,000.00	\$1,965,000.00	\$1,520,957.18	\$2,027,942.91	\$2,063,250
04-555-0604	SALES TAX COLLECTED	\$140,386.29	\$142,332.89		\$145,000.00	\$145,000.00	\$105,885.69	\$141,180.92	\$155,000
04-555-0611	MISC	\$0.00	\$0.00		\$0.00	\$0.00	\$0.00	\$0.00	\$0
04-555-7000	BILLING ADJUSTMENTS	-\$16,085.19	\$0.00		\$0.00	\$0.00	\$0.00	\$0.00	\$0
04-555-7001	LANDFILL/ASSURANCE INTEREST	\$39.08	\$574.97		\$150.00	\$150.00	\$2,306.70	\$3,075.60	\$2,500
04-555-7500	LANDFILL LEASE	\$116,137.57	\$131,632.29		\$125,000.00	\$125,000.00	\$145,242.55	\$193,656.73	\$175,000
04-555-8000	KEEP ALPINE BEAUTIFUL (KBG)	\$0.00	\$0.00		\$0.00	\$0.00	\$0.00	\$0.00	\$0
04-555-8001	GRANT / REIMBURSEMENTS	\$3,000.00	\$0.00		\$0.00	\$0.00	\$4,811.54	\$6,415.39	\$0
04-555-8002	COUNTY INTERLOCAL AGREEMENT	\$41,572.00	\$40,000.00		\$42,000.00	\$42,000.00	\$42,000.00	\$42,000.00	\$44,100
04-555-8003	TIRE DISPOSAL FEES	\$645.99	\$1,437.45		\$1,500.00	\$1,500.00	\$525.50	\$700.67	\$500
	SANITATION/ RECYCLE REVENUE	\$2,298,352.56	\$2,358,751.00		\$2,278,650.00	\$2,278,650.00	\$1,821,729.16	\$2,414,972.21	\$2,440,350



04-599-9100	SYSTEM ADDED TRANSFER IN	\$0.00	\$702,114.00	\$702,114.00	\$689.12	\$0.00	\$0
04-599-9110	SYSTEM ADDED TRANSFER OUT	\$1,099.42	\$0.00	\$0.00	\$0.00	\$0.00	\$0
	TRANSFERS	\$1,099.42	\$702,114.00	\$702,114.00	\$689.12	\$0.00	\$0

<b>ENTERPRISE WATER/SEWER/SAN</b>							
<b>INCOME TOTALS</b>		84,724,583.64	85,698,264.00	85,698,264.00	83,743,101.27	84,975,879.53	85,226,450

ACCT NUMBER	ACCOUNT TITLE	ACTUAL EXPERIENCE YEAR 2021		ACTUAL EXPERIENCE YEAR 2022		ACTUAL EXPERIENCE YEAR ORG BUDGET YEAR 2023		CURRENT BUDGET YEAR 2023		ACTUAL EXPERIENCE AS OF 6-30-2023		PROJECTED YEAR-END		PROPOSED YEAR 2023	
04-651-0100	FRANCHISE FEE	\$252,968.59	\$231,977.45	\$249,808.00	\$249,808.00	\$249,808.00	\$249,808.00	\$249,808.00	\$176,585.02	\$235,446.69	\$261,318	\$59,839.19	\$63,941	\$1,914	\$5,025
04-651-0101	UTILITY CLERKS SALARY	\$70,209.14	\$45,939.99	\$62,175.00	\$62,175.00	\$62,175.00	\$62,175.00	\$62,175.00	\$44,879.39	\$59,839.19	\$63,941	\$1,114.25	\$1,914	\$5,025	\$15,888
04-651-0103	OVERTIME	\$200.68	\$344.99	\$1,242.00	\$1,242.00	\$1,242.00	\$1,242.00	\$1,242.00	\$835.69	\$1,114.25	\$1,914	\$4,547.73	\$5,025	\$15,888	\$1,380
04-651-0201	SOCIAL SECURITY	\$4,944.52	\$3,495.00	\$4,737.00	\$4,737.00	\$4,737.00	\$4,737.00	\$4,737.00	\$3,410.80	\$4,547.73	\$5,025	\$12,959.79	\$15,888	\$1,380	\$180
04-651-0202	INSURANCE - GROUP	\$20,285.72	\$10,902.38	\$16,081.00	\$16,081.00	\$16,081.00	\$16,081.00	\$16,081.00	\$9,719.84	\$12,959.79	\$15,888	\$1,274.47	\$1,380	\$180	\$0
04-651-0203	RETIREMENT	\$1,348.59	\$1,067.38	\$1,273.00	\$1,273.00	\$1,273.00	\$1,273.00	\$1,273.00	\$955.85	\$1,274.47	\$1,380	\$0.73	\$180	\$0	\$0
04-651-0204	UNEMPLOYMENT	\$1,317.70	\$17.99	\$180.00	\$180.00	\$180.00	\$180.00	\$180.00	\$0.55	\$0.73	\$180	\$0.00	\$0	\$0	\$0
04-651-0205	WORKMANS COMP	\$231.00	\$326.36	\$400.00	\$400.00	\$400.00	\$400.00	\$400.00	\$0.00	\$0.00	\$0	\$0.00	\$0	\$0	\$0
04-651-0900	ADMINISTRATIVE FEE	\$10,673.02	\$10,788.00	\$7,229.00	\$7,229.00	\$7,229.00	\$7,229.00	\$7,229.00	\$5,421.78	\$7,229.04	\$12,481	\$2,229.04	\$12,481	\$5,000	\$5,000
04-651-1400	OFFICE SUPPLIES	\$1,533.47	\$7,376.61	\$7,500.00	\$7,500.00	\$7,500.00	\$7,500.00	\$7,500.00	\$1,435.78	\$2,133.04	\$5,000	\$2,133.04	\$5,000	\$5,000	\$5,000
04-651-1401	JANITORIAL SUPPLIES	\$0.00	\$0.00	\$1,000.00	\$1,000.00	\$1,000.00	\$1,000.00	\$1,000.00	\$143.39	\$191.19	\$1,000	\$191.19	\$1,000	\$1,000	\$1,000
04-651-1500	COPY EXPENSE-ALL EF DEPTS	\$4,887.59	\$5,383.37	\$6,000.00	\$6,000.00	\$6,000.00	\$6,000.00	\$6,000.00	\$4,747.31	\$6,329.75	\$7,680	\$6,329.75	\$7,680	\$7,680	\$7,680
04-651-1602	MAILING - ALL EF DEPTS	\$28,058.78	\$37,687.71	\$30,000.00	\$30,000.00	\$30,000.00	\$30,000.00	\$30,000.00	\$23,458.32	\$31,277.76	\$35,000	\$31,277.76	\$35,000	\$35,000	\$35,000
04-651-1700	IT EQUIPMENT/ SOFTWARE	\$6,988.20	\$7,673.08	\$10,000.00	\$10,000.00	\$10,000.00	\$10,000.00	\$10,000.00	\$9,853.09	\$13,137.45	\$15,000	\$13,137.45	\$15,000	\$15,000	\$15,000
04-651-1801	DUES/SUB/MEM - ALL EF DEPTS	\$475.76	\$568.00	\$500.00	\$500.00	\$500.00	\$500.00	\$500.00	\$400.00	\$533.33	\$500	\$533.33	\$500	\$500	\$500
04-651-1802	PUB/NOT/ADV - ALL EF DEPTS	\$2,162.13	\$1,436.50	\$2,000.00	\$2,000.00	\$2,000.00	\$2,000.00	\$2,000.00	\$1,037.25	\$1,383.00	\$2,000	\$1,383.00	\$2,000	\$2,000	\$2,000
04-651-1803	FINES & PENALTIES	\$472.72	\$0.00	\$0.00	\$0.00	\$0.00	\$0.00	\$0.00	\$0.00	\$0.00	\$0	\$0.00	\$0	\$0	\$0
04-651-1901	UNIFORMS	\$0.00	\$0.00	\$1,500.00	\$1,500.00	\$1,500.00	\$1,500.00	\$1,500.00	\$0.00	\$0.00	\$1,500	\$0.00	\$1,500	\$1,500	\$1,500
04-651-9501	AMORTIZATION EXPENSE-RIGHT TO USE	\$0.00	\$0.00	\$0.00	\$0.00	\$0.00	\$0.00	\$0.00	\$0.00	\$0.00	\$0	\$0.00	\$0	\$0	\$0
04-651-9809	INTEREST EXPENSE - RIGHT TO USE LE	\$0.00	\$0.00	\$0.00	\$0.00	\$0.00	\$0.00	\$0.00	\$0.00	\$0.00	\$0	\$0.00	\$0	\$0	\$0
UTILITY BILLING DEPARTMENT		\$406,777.61	\$364,984.81	\$401,625.00	\$401,625.00	\$401,625.00	\$401,625.00	\$401,625.00	\$282,884.06	\$377,397.41	\$429,806	\$377,397.41	\$429,806	\$429,806	\$429,806

ACCT NUMBER	ACCOUNT TITLE	ACTUAL EXPERIENCE		ORG BUDGET YEAR 2023	CURRENT BUDGET YEAR 2023		ACTUAL EXPERIENCE AS OF 6-30-2023		PROJECTED YEAR END		PROPOSED YEAR 2024
		YEAR 2021	YEAR 2022		YEAR 2023	YEAR 2023	30-2023	YEAR END	YEAR 2024		
04-653-0090	ADMINISTRATIVE FEE	\$108,863.02	\$142,050.00	\$143,257.00	\$143,257.00	\$107,442.72	\$143,256.96	\$131,404	\$143,256.96	\$131,404	
04-653-0101	SALARIES	\$431,880.39	\$356,596.88	\$463,961.00	\$463,961.00	\$269,660.18	\$359,546.91	\$480,989	\$359,546.91	\$480,989	
04-653-0103	OVERTIME	\$35,359.65	\$30,300.29	\$29,503.00	\$29,503.00	\$23,873.02	\$31,830.69	\$24,881	\$31,830.69	\$24,881	
04-653-0201	SOCIAL SECURITY	\$34,112.53	\$29,963.64	\$36,064.00	\$36,064.00	\$22,265.25	\$29,687.00	\$38,598	\$29,687.00	\$38,598	
04-653-0202	INSURANCE - GROUP	\$74,051.87	\$63,402.53	\$96,484.00	\$96,484.00	\$40,376.84	\$53,835.79	\$100,728	\$53,835.79	\$100,728	
04-653-0203	RETIREMENT	\$8,808.83	\$9,127.49	\$9,701.00	\$9,701.00	\$6,109.82	\$8,146.43	\$10,598	\$8,146.43	\$10,598	
04-653-0204	UNEMPLOYMENT	\$3,958.57	\$617.36	\$1,170.00	\$1,170.00	\$130.86	\$174.48	\$1,170	\$174.48	\$1,170	
04-653-0205	INSURANCE - WORKMEN'S COMP	\$7,928.52	\$13,271.75	\$13,016.00	\$13,016.00	\$6,255.39	\$8,340.52	\$9,099	\$8,340.52	\$9,099	
04-653-0216	PENSION EXPENSE	-\$24,497.00	-\$47,952.00	\$0.00	\$0.00	\$0.00	\$0.00	\$0	\$0.00	\$0	
04-653-0220	OPEB EXPENSE	\$5,033.00	\$3,756.00	\$0.00	\$0.00	\$0.00	\$0.00	\$0	\$0.00	\$0	
04-653-0501	OFFICE SUPPLIES	\$3,515.41	\$3,658.60	\$4,000.00	\$4,000.00	\$4,556.42	\$6,395.07	\$4,000	\$6,395.07	\$4,000	
04-653-0502	FIELD SUPPLIES	\$15,103.49	\$11,154.91	\$16,000.00	\$16,000.00	\$6,835.72	\$11,275.85	\$16,000	\$11,275.85	\$16,000	
04-653-0503	SAFETY EQUIPMENT	\$4,450.86	\$4,028.86	\$6,000.00	\$6,000.00	\$2,793.90	\$3,986.07	\$6,000	\$3,986.07	\$6,000	
04-653-0508	CHEMICALS	\$14,615.06	\$19,100.14	\$19,000.00	\$19,000.00	\$12,252.38	\$16,716.43	\$19,000	\$16,716.43	\$19,000	
04-653-0510	UNIFORMS	\$6,644.77	\$5,552.85	\$7,000.00	\$7,000.00	\$1,709.36	\$2,279.15	\$7,000	\$2,279.15	\$7,000	
04-653-0700	MAINT - EQUIPMENT	\$20,890.82	\$3,887.17	\$15,000.00	\$15,000.00	\$10,199.45	\$16,065.61	\$15,000	\$16,065.61	\$15,000	
04-653-0701	MAINT - VEHICLES	\$24,438.20	\$17,380.73	\$18,000.00	\$18,000.00	\$7,521.12	\$11,252.67	\$18,000	\$11,252.67	\$18,000	
04-653-0711	DISTRIBUTION SYSTEM MAINT	\$79,117.28	\$132,559.79	\$150,000.00	\$150,000.00	\$58,161.53	\$98,136.88	\$150,000	\$98,136.88	\$150,000	
04-653-0900	FUEL & OIL	\$31,989.95	\$37,109.23	\$30,000.00	\$30,000.00	\$17,753.80	\$24,901.96	\$30,000	\$24,901.96	\$30,000	
04-653-1101	ELECTRICITY	\$101,986.09	\$106,027.41	\$95,000.00	\$95,000.00	\$58,206.54	\$77,608.72	\$95,000	\$77,608.72	\$95,000	
04-653-1200	FAR WT WATER PLANNING GROUP	\$1,981.52	\$0.00	\$2,000.00	\$2,000.00	\$0.00	\$445.00	\$445	\$445.00	\$445	
04-653-1301	INSURANCE - GENERAL & LIABILITY	\$7,912.50	\$8,534.00	\$10,313.00	\$10,313.00	\$7,799.64	\$10,399.52	\$10,545	\$10,399.52	\$10,545	
04-653-1500	TRAINING	\$6,428.66	\$3,965.54	\$9,000.00	\$9,000.00	\$4,096.48	\$11,249.68	\$9,000	\$11,249.68	\$9,000	
04-653-1501	TRAVEL	\$354.90	\$1,571.38	\$4,500.00	\$4,500.00	\$90.19	\$120.25	\$5,000	\$120.25	\$5,000	
04-653-1600	BUILDING MAINTENANCE	\$1,592.25	\$1,453.38	\$30,000.00	\$30,000.00	\$1,606.08	\$2,141.44	\$15,000	\$2,141.44	\$15,000	
04-653-1700	IT EQUIPMENT/ SOFTWARE	\$5,522.44	\$66.49	\$10,000.00	\$10,000.00	\$0.00	\$0.00	\$10,000	\$0.00	\$10,000	
04-653-1701	CONSULTING/CONTRACT SERVICES	\$18,319.38	\$4,915.23	\$10,000.00	\$10,000.00	\$632.53	\$943.37	\$10,000	\$943.37	\$10,000	
04-653-1801	DUES/SUB/MEM	\$689.25	\$4,023.00	\$2,000.00	\$2,000.00	\$0.00	\$0.00	\$5,000	\$0.00	\$5,000	
04-653-1902	ROAD REPAIR	\$30,000.00	\$20,000.00	\$20,000.00	\$20,000.00	\$0.00	\$0.00	\$20,000	\$0.00	\$20,000	
04-653-2120	Contingency/MISC/VOIDED	\$56.79	\$3,920.79	\$0.00	\$0.00	\$0.00	\$0.00	\$0	\$0.00	\$0	
04-653-2124	PRO FOR BAD DEBTS	\$30,477.44	\$0.00	\$0.00	\$0.00	\$0.00	\$0.00	\$0	\$0.00	\$0	
04-653-2700	TELEPHONE EXPENSES	\$9,684.42	\$10,347.48	\$10,500.00	\$10,500.00	\$8,206.98	\$10,942.64	\$10,500	\$10,942.64	\$10,500	
04-653-2750	CELL PHONE EXPENSES	\$10,166.76	\$9,915.87	\$11,000.00	\$11,000.00	\$6,609.23	\$8,812.31	\$11,000	\$8,812.31	\$11,000	
04-653-2800	DRUG TESTING	\$125.00	\$0.00	\$0.00	\$0.00	\$0.00	\$0.00	\$0	\$0.00	\$0	
04-653-3500	ENGINEERING	\$0.00	\$60,402.91	\$45,000.00	\$45,000.00	\$0.00	\$0.00	\$20,000	\$0.00	\$20,000	
04-653-4000	JD WATER DISTRICT FEES	\$16,470.00	\$10,079.25	\$16,500.00	\$16,500.00	\$10,874.25	\$14,499.00	\$16,500	\$14,499.00	\$16,500	
04-653-4802	SCADA	\$1,091.66	\$13,582.26	\$50,000.00	\$50,000.00	\$2,400.70	\$10,909.27	\$25,000	\$10,909.27	\$25,000	
04-653-4803	MUSQUIZ WELL FIELD	-\$6,559.77	\$31,845.25	\$100,000.00	\$100,000.00	\$2,552.16	\$4,539.51	\$50,000	\$4,539.51	\$50,000	
04-653-4804	MUSQUIZ PUMP STATION	\$4,729.62	\$475.29	\$35,000.00	\$35,000.00	\$32.91	\$43.88	\$35,000	\$43.88	\$35,000	
04-653-4805	SUNNY GLENN WELL FIELD	-\$17,361.10	\$0.00	\$50,000.00	\$50,000.00	\$0.00	\$0.00	\$50,000	\$0.00	\$50,000	
04-653-4806	SUNNY GLENN PUMP STATION	\$1,667.72	\$0.00	\$50,000.00	\$50,000.00	\$0.00	\$0.00	\$50,000	\$0.00	\$50,000	
04-653-4901	SAMPLES	\$14,441.57	\$9,140.95	\$12,500.00	\$12,500.00	\$11,973.45	\$15,964.60	\$15,000	\$15,964.60	\$15,000	
04-653-4902	TCEQ WATR FEE (YR#90220001)	\$7,301.00	\$7,301.00	\$10,000.00	\$10,000.00	\$7,301.00	\$9,734.67	\$10,000	\$9,734.67	\$10,000	

04-653-6004	TANK MAINTENANCE	\$33,856.44	\$6,817.04	\$50,000.00	\$50,000.00	\$163.46	\$284.61	\$50,000
04-653-6100	SEP TCEQ ENFORCEMENT	\$1,768.00	\$0.00	\$0.00	\$0.00	\$0.00	\$0.00	\$0
04-653-6500	LINE EXTENSIONS/ NEW CONSTRUCTI	\$0.00	\$0.00	\$0.00	\$0.00	\$0.00	\$0.00	\$0
04-653-8001	LEASED VEHICLES	\$10,268.25	\$4,937.92	\$42,500.00	\$42,500.00	\$29,482.02	\$39,309.36	\$43,500
04-653-9301	Bond Issue Cost Amortization	\$0.00	\$0.00	\$0.00	\$0.00	\$0.00	\$0.00	\$0
04-653-9400	CIP - LEAD & COPPER - PRIOR BACKHC	\$0.00	\$0.00	\$90,000.00	\$90,000.00	\$0.00	\$15,000.00	\$25,000
04-653-9500	Depreciation Expense - Water	\$310,634.00	\$0.00	\$0.00	\$0.00	\$0.00	\$0.00	\$0
04-653-9600	CIP - FIRE HYDRANTS	\$0.00	\$0.00	\$10,000.00	\$10,000.00	\$0.00	\$50,000.00	\$20,000
04-653-9700	LINE MAINTENANCE	\$41.98	\$0.00	\$100,000.00	\$100,000.00	\$0.00	\$0.00	\$100,000
04-653-9800	BOND ADMINISTRATIVE FEE	\$1,100.00	\$0.00	\$0.00	\$0.00	\$0.00	\$0.00	\$0
04-653-9801	Principal - RB W&S Series 2003A	\$0.00	\$0.00	\$0.00	\$0.00	\$0.00	\$0.00	\$0
04-653-9802	Interest - RB W&S Series 2003A	\$3,434.93	\$0.00	\$0.00	\$0.00	\$0.00	\$0.00	\$0
04-653-9803	Principal - CO Series 2005 TWDB	\$0.00	\$0.00	\$138,000.00	\$138,000.00	\$138,000.00	\$138,000.00	\$138,000
04-653-9805	Principal - CO Series 2011	\$0.00	\$0.00	\$28,600.00	\$28,600.00	\$28,600.00	\$28,600.00	\$28,600
04-653-9806	Interest - CO Series 2011	\$14,241.78	\$13,169.79	\$12,051.00	\$12,051.00	\$6,328.08	\$6,328.00	\$10,842
04-653-9807	Principal - GO Ref Bond Series 2011	\$0.00	\$0.00	\$62,000.00	\$62,000.00	\$62,000.00	\$62,000.00	\$64,000
04-653-9808	Interest - GO Ref Bond Series 2011	\$7,466.45	\$5,388.08	\$3,386.00	\$3,386.00	\$2,245.12	\$2,245.00	\$1,140
04-653-9922	INSURANCE CLAIMS - PROPERTY	\$10,852.26	\$0.00	\$0.00	\$0.00	\$0.00	\$0.00	\$0
04-653-9999	RESERVE - FINANCIAL POLICY	\$0.00	\$0.00	\$0.00	\$0.00	\$0.00	\$0.00	\$0
WATER EXPENSES		\$1,527,007.41	\$1,173,446.53	\$2,178,006.00	\$2,178,006.00	\$987,098.58	\$1,345,949.28	\$2,016,539

ACCT NUMBER	ACCOUNT TITLE	ACTUAL EXPERIENCE		ORG BUDGET YEAR 2023	CURRENT BUDGET YEAR 2023	ACTUAL EXPERIENCE AS OF 6-30-2023		PROJECTED YEAR END	PROPOSED YEAR 2024
		YEAR 2021	YEAR 2022			OF 6-30-2023	YEAR END		
04-654-0090	ADMINISTRATIVE FEE	\$60,950.02	\$88,611.00	\$70,308.00	\$70,308.00	\$52,731.00	\$70,308.00	\$144,051	
04-654-0101	SALARIES	\$137,199.41	\$186,260.91	\$183,170.00	\$183,170.00	\$128,251.12	\$171,001.49	\$193,362	
04-654-0103	OVERTIME	\$4,297.94	\$9,713.75	\$7,413.00	\$7,413.00	\$9,127.86	\$12,170.48	\$10,478	
04-654-0201	SOCIAL SECURITY	\$10,202.34	\$14,217.23	\$14,541.00	\$14,541.00	\$10,099.40	\$13,465.87	\$15,553	
04-654-0202	INSURANCE - GROUP	\$29,353.77	\$34,251.11	\$32,161.00	\$32,161.00	\$25,823.99	\$34,431.99	\$33,576	
04-654-0203	RETIREMENT	\$2,668.59	\$4,508.09	\$3,913.00	\$3,913.00	\$2,879.56	\$3,839.41	\$4,270	
04-654-0204	UNEMPLOYMENT	\$526.50	\$36.00	\$270.00	\$270.00	\$21.07	\$28.09	\$270	
04-654-0205	INS - WORKMEN'S COMP	\$7,928.51	\$13,190.18	\$13,016.00	\$13,016.00	\$6,255.36	\$8,340.48	\$9,099	
04-654-0216	PENSION EXPENSE	-\$6,489.00	-\$24,622.00	\$0.00	\$0.00	\$0.00	\$0.00	\$0	
04-654-0220	OPEB EXPENSE	\$1,333.00	\$1,928.00	\$0.00	\$0.00	\$0.00	\$0.00	\$0	
04-654-0501	OFFICE SUPPLIES	\$4,992.71	\$4,680.22	\$5,000.00	\$5,000.00	\$572.87	\$943.03	\$5,000	
04-654-0502	FIELD SUPPLIES	\$1,218.68	\$900.01	\$1,000.00	\$1,000.00	\$570.99	\$761.32	\$1,000	
04-654-0508	CHEMICALS - CHLORINE	\$12,598.42	\$14,029.43	\$14,300.00	\$14,300.00	\$7,983.31	\$10,644.41	\$15,000	
04-654-0509	CHEMICALS - SULFER DIOXIDE	\$9,742.11	\$9,862.39	\$10,000.00	\$10,000.00	\$1,898.09	\$2,530.79	\$10,000	
04-654-0510	UNIFORMS	\$1,818.83	\$676.97	\$2,400.00	\$2,400.00	\$322.08	\$429.44	\$2,400	
04-654-0700	MAINT - EQUIPMENT	\$37,422.34	\$11,086.58	\$20,000.00	\$20,000.00	\$7,790.92	\$12,625.95	\$20,000	
04-654-0701	MAINT - VEHICLES	-\$3,154.17	\$2,663.70	\$3,000.00	\$3,000.00	\$1,036.34	\$1,556.45	\$3,000	
04-654-0704	WWTP FACILITY MAINT	\$64,674.84	\$10,133.35	\$85,000.00	\$85,000.00	\$15,500.68	\$67,153.04	\$85,000	
04-654-0705	COLLECTION SYSTEM MAINTENAN	\$41,087.12	\$55,506.77	\$75,000.00	\$75,000.00	\$3,528.91	\$15,552.65	\$75,000	
04-654-0900	FUEL & OIL	\$5,828.42	\$11,155.32	\$14,000.00	\$14,000.00	\$2,842.22	\$3,789.63	\$14,000	
04-654-1101	ELECTRICITY	\$33,679.87	\$33,186.09	\$45,000.00	\$45,000.00	\$21,580.24	\$28,773.65	\$45,000	
04-654-1301	INSURANCE - GENERAL & LIABILIT	\$7,912.51	\$10,262.00	\$10,313.00	\$10,313.00	\$7,799.62	\$10,399.49	\$10,771	
04-654-1500	TRAINING	\$2,838.40	\$1,152.45	\$2,500.00	\$2,500.00	\$1,819.50	\$5,092.67	\$5,000	
04-654-1501	TRAVEL	\$1,663.46	\$671.15	\$3,000.00	\$3,000.00	\$0.00	\$0.00	\$4,000	
04-654-1700	IT EQUIPMENT/ SOFTWARE	\$118.49	\$1,334.97	\$10,000.00	\$10,000.00	\$0.00	\$0.00	\$5,000	
04-654-1801	DUES/SUB/MEM	\$331.38	\$0.00	\$0.00	\$0.00	\$0.00	\$0.00	\$0	
04-654-1902	ROAD REPAIR	\$30,000.00	\$20,000.00	\$20,000.00	\$20,000.00	\$0.00	\$0.00	\$20,000	
04-654-2120	CONTINGENCY	\$1,545.60	\$0.00	\$0.00	\$0.00	\$0.00	\$0.00	\$0	
04-654-2700	TELEPHONE EXPENSES	\$5,831.86	\$5,387.27	\$6,500.00	\$6,500.00	\$4,046.49	\$5,395.32	\$6,500	
04-654-2750	CELL PHONE EXPENSES	\$1,273.98	\$1,166.08	\$2,000.00	\$2,000.00	\$643.16	\$857.55	\$2,000	
04-654-2800	DRUG TESTING	\$0.00	\$0.00	\$0.00	\$0.00	\$0.00	\$0.00	\$0	
04-654-3000	HEPATITIS SHOTS	\$1,200.00	\$150.00	\$500.00	\$500.00	\$164.00	\$1,009.33	\$500	
04-654-3100	SAFETY EQUIPMENT	\$340.13	\$1,439.14	\$4,000.00	\$4,000.00	\$87.37	\$116.49	\$4,000	
04-654-3500	ENGINEERING	\$19,594.62	\$68,282.26	\$5,000.00	\$5,000.00	\$12,482.20	\$16,642.93	\$15,000	
04-654-4802	SCADA	\$11,195.03	\$2,800.00	\$5,000.00	\$5,000.00	-\$62.28	\$0.00	\$5,000	
04-654-4901	SAMPLES	\$6,914.86	\$9,060.87	\$10,000.00	\$10,000.00	\$5,003.11	\$6,670.81	\$10,000	
04-654-4902	ANNUAL SEWER INSPECTION	\$0.00	\$0.00	\$0.00	\$0.00	\$0.00	\$0.00	\$0	
04-654-4903	TCEQ (YR-010117-001)2 PRMTS	\$14,188.44	\$15,940.82	\$15,000.00	\$15,000.00	\$14,388.44	\$14,388.44	\$15,000	
04-654-6100	TCEQ ENFORCEMENT	\$10,020.00	\$0.00	\$0.00	\$0.00	\$0.00	\$0.00	\$0.00	

04-654-8001	LEASED VEHICLE	\$1,227.81	\$665.06	\$5,856.00	\$3,912.18	\$5,216.24	\$5,856
04-654-9000	CIP - CLARIFIER	\$0.00	\$0.00	\$0.00	\$0.00	\$0.00	\$900,000
04-654-9001	CIP - WWTP	\$0.00	\$342,917.51	\$250,000.00	\$441,357.23	\$588,476.31	\$250,000
04-654-9500	Depreciation Expense - Sewer	\$197,462.00	\$0.00	\$0.00	\$0.00	\$0.00	\$0
04-654-9801	Principal - CO Combo Tax&Rev 2012	\$0.00	\$0.00	\$0.00	\$0.00	\$6,000.00	\$0
04-654-9802	Interest - CO Combo Tax&Rev 2012	\$592.98	\$329.49	\$0.00	\$0.00	\$0.00	\$0
<b>SEWER EXPENSES</b>		<b>\$772,131.80</b>	<b>\$963,534.17</b>	<b>\$949,161.00</b>	<b>\$790,457.03</b>	<b>\$1,118,611.76</b>	<b>\$1,944,686</b>

ACCT NUMBER	ACCOUNT TITLE	ACTUAL EXPERIENCE		ORG BUDGET YEAR 2023	CURRENT BUDGET YEAR 2023	ACTUAL EXPERIENCES OF		PROJECTED YEAR END	PROPOSED YEAR 2024
		YEAR 2021	YEAR 2022			6-30-2023	YEAR 2023		
04-655-0090	ADMINISTRATIVE FEE	\$153,570.00	\$161,003.00	\$160,702.00	\$160,702.00	\$120,526.47	\$160,701.96	\$169,397	
04-655-0101	SALARIES	\$68,256.00	\$72,770.17	\$82,794.00	\$82,794.00	\$53,602.16	\$71,469.55	\$115,234	
04-655-0103	OVERTIME	\$0.00	\$0.00	\$0.00	\$0.00	\$98.99		\$5,876	
04-655-0105	CONTRACT LABOR	\$0.00	\$0.00	\$0.00	\$0.00	\$6,561.00		\$0	
04-655-0201	SOCIAL SECURITY	\$5,131.67	\$5,597.18	\$6,317.00	\$6,317.00	\$4,108.06	\$5,477.41	\$9,241	
04-655-0202	INSURANCE - GROUP	\$6,033.52	\$5,690.03	\$12,299.00	\$12,299.00	\$9,046.26	\$12,061.68	\$16,788	
04-655-0203	RETIREMENT	\$1,283.66	\$1,627.48	\$1,699.00	\$1,699.00	\$1,112.75	\$1,483.67	\$2,538	
04-655-0204	UNEMPLOYMENT	\$932.93	\$258.29	\$360.00	\$360.00	\$22.59	\$30.12	\$360	
04-655-0205	INS - WORKMEN'S COMP	\$2,674.00	\$8,835.42	\$8,285.00	\$8,285.00	\$1,219.25	\$1,625.67	\$3,893	
04-655-0216	PENSION EXPENSE	-\$3,122.00	-\$6,109.00	\$0.00	\$0.00	\$0.00	\$0.00	\$0	
04-655-0220	OPEB EXPENSE	\$643.00	\$479.00	\$0.00	\$0.00	\$0.00	\$0.00	\$0	
04-655-0501	SUPPLIES	\$433.02	\$557.81	\$500.00	\$500.00	\$123.93	\$457.24	\$500	
04-655-0502	FIELD SUPPLIES	\$1,053.08	\$1,602.09	\$1,800.00	\$1,800.00	\$1,856.25	\$2,475.00	\$2,000	
04-655-0510	UNIFORMS	\$0.00	\$67.06	\$1,100.00	\$1,100.00	\$201.73	\$268.97	\$1,000	
04-655-0604	SANITATION SALES TAX - STATE	\$132,519.60	\$144,817.79	\$145,000.00	\$145,000.00	\$102,993.04	\$137,324.05	\$155,000	
04-655-0701	VEHICLE MAINTENANCE	\$0.00	\$376.57	\$1,800.00	\$1,800.00	\$316.28	\$421.71	\$1,500	
04-655-0900	FUEL & OIL	\$374.39	\$597.75	\$500.00	\$500.00	\$440.38	\$587.17	\$600	
04-655-1101	ELECTRICITY	\$285.74	\$480.55	\$1,250.00	\$1,250.00	\$621.41	\$828.55	\$1,250	
04-655-1301	INSURANCE - GENERAL & LIABILITY	\$481.00	\$629.00	\$565.00	\$565.00	\$418.50	\$558.00	\$537	
04-655-1500	TRAINING	\$332.75	\$0.00	\$1,000.00	\$1,000.00	\$0.00	\$0.00	\$1,000	
04-655-1501	TRAVEL	\$1,105.14	\$176.67	\$500.00	\$500.00	\$0.00	\$0.00	\$1,000	
04-655-2021	VOIDED CHECKS	\$0.00	\$0.00	\$0.00	\$0.00	\$0.00	\$0.00	\$0	
04-655-2700	TELEPHONE EXPENSES	\$2,353.86	\$3,138.48	\$3,500.00	\$3,500.00	\$2,353.86	\$3,138.48	\$3,500	
04-655-2750	CELL PHONE EXPENSES	\$1,149.64	\$1,935.34	\$2,000.00	\$2,000.00	\$1,291.06	\$1,721.41	\$2,000	
04-655-2800	DRUG TESTING	\$0.00	\$0.00	\$0.00	\$0.00	\$0.00	\$0.00	\$0	
04-655-4902	TCEQ/SOLID WASTE(QTR-#2197)	\$12,327.16	\$16,498.26	\$12,500.00	\$12,500.00	\$3,986.52	\$5,315.36	\$12,500	
04-655-5000	WASTE/RECYCLE COLL FEES	\$1,703,889.88	\$1,723,104.63	\$1,705,000.00	\$1,705,000.00	\$719,686.17	\$1,359,581.56	\$1,756,150	
04-655-5001	TIPPING FEES DUE TO GENERAL FUNCI	\$1,044.71	\$0.00	\$0.00	\$0.00	\$0.00	\$0.00	\$0	
04-655-8000	ENVIRONMENTAL SERVICES	\$18,860.80	\$10,150.76	\$20,000.00	\$20,000.00	\$13,335.06	\$21,336.24	\$25,000	
04-655-8001	GRANTS	\$8,483.28	\$0.00	\$0.00	\$0.00	\$4,528.54	\$6,038.05	\$0	
04-655-9000	LANDFILL CLOSURE	\$78,132.00	\$0.00	\$0.00	\$0.00	\$0.00	\$0.00	\$0	
04-655-9500	Depreciation Expense - Sanitation	\$0.00	\$0.00	\$0.00	\$0.00	\$0.00	\$0.00	\$0	
SANITATION/RECYCLE EXPENSES		\$2,198,228.83	\$2,154,284.33	\$2,169,471.00	\$2,169,471.00	\$1,048,450.26	\$1,792,901.85	\$2,286,864	



# **AIRPORT**

## **PROPOSED 2023-2024**



**AIRPORT**

<u>REVENUE</u>	FY 22-23 Budget	PROPOSED 23-24	DIFFERENCE	<u>EXPENSE</u>	FY 22-23 Budget	PROPOSED 23-24	DIFFERENCE
AIRPORT	\$761,204.00	\$800,512	\$39,308	AIRPORT	\$761,204.00	\$800,512	\$39,308

DIFFERENCE (\$0)

**FY 2022-2023 Net Position**  
**Alpine Casparis Municipal Airport**

**FY 2022 - 2023 Estimated Reserves**

Beginning Net Position as of 9/30/2022	\$ 5,543,487.00	Tx:Star	\$ 2,085,000.00	**Includes ARPA Funds
2022-2023 Projected Year End - Revenue	\$801,365.54	TxClass - Capital Improvements	\$ 296,000.00	**Dedicated to street paving
2022-2023 Projected Year End - Expenses	\$ 773,655.27	TxClass - Airport Reserves	\$ 30,000.00	**Dedicated TxDOT matching funds
Net Investment in Capital Assets	\$ 5,209,705.00	TxClass - HOT Reserve	\$ 90,000.00	**Dedicated to HOT
Restricted for Federal and State Grants	\$ -	TxClass - Creek Project	\$ 50,000.00	**Splash Pad
Restricted for Landfill Closure Costs	\$ -	TXClass - Generators	\$ 190,000.00	**August 2021 reassigned to emergency equipment
Restricted for Debt Service	\$ 361,492.28	TxClass - Fire Department	\$ 206,000.00	
Unrestricted		TxClass - Water/Sewer Infrastructure	\$ 947,000.00	** Water/Wastewater Infrastructure \$117,742 Dedicated to lift station improvements
Estimated Net Position	\$ 5,571,197.28	TxClass - Pueblo Nuevo Park	\$ 153,000.00	**Dedicated to TPWD Grant
Difference	\$ 27,710.28			

ACCT NUMBER	ACCOUNT TITLE	ACTUAL		ACTUAL		CURRENT		ACTUAL		PROPOSED	
		EXPERIENCE YEAR 2021	EXPERIENCE YEAR 2022	EXPERIENCE YEAR 2023	ORG BUDGET YEAR 2023	BUDGET YEAR 2023	EXPERIENCE AS OF 6-30-2023	PROJECTED YEAR END	YEAR 2023		
05-527-1602	FUEL SALES	\$695,975.23	\$907,181.55	\$650,000.00	\$650,000.00	\$567,049.60	\$756,066.13	\$725,000			
05-527-1603	OIL SALES	\$0.00	\$22.81	\$0.00	\$0.00	\$28.18	\$37.57	\$0			
05-527-1604	MAP SALES	\$0.00	\$0.00	\$0.00	\$0.00	\$0.00	\$0.00	\$0			
05-527-1702	GROUND LEASE (HANGER)	\$16,448.18	\$17,993.76	\$15,500.00	\$15,500.00	\$21,723.08	\$22,790.21	\$23,407			
05-527-5100	TXDOT RAMP GRANT	\$7,660.67	\$27,271.07	\$10,000.00	\$10,000.00	\$27,271.07	\$10,000.00	\$10,000			
05-527-5110	OTHER AIRPORT GRANTS	\$0.00	\$0.00	\$0.00	\$0.00	\$0.00	\$0.00	\$0			
05-527-5200	MISC FEES/REFUNDS/INSURANCE	\$12.06	\$2.12	\$0.00	\$0.00	\$726.65	\$968.87	\$0			
05-527-5201	TEXAS CLASS - INTEREST	\$27.97	\$230.59	\$0.00	\$0.00	\$988.64	\$1,318.19	\$0			
05-527-5202	GRANT REIMBURSEMENTS - ARPA	\$0.00	\$32,000.00	\$0.00	\$0.00	\$0.00	\$0.00	\$0			
05-527-5300	AUCTION SALES	\$0.00	\$0.00	\$0.00	\$0.00	\$0.00	\$0.00	\$0			
05-527-7001	AIRPORT BANK ACCT INTEREST	\$87.56	\$1,844.77	\$500.00	\$500.00	\$7,638.43	\$10,184.57	\$8,000			
05-527-7002	RESERVE ACCOUNT - CIP MATCH	\$0.00	\$0.00	\$25,000.00	\$25,000.00	\$0.00	\$0.00	\$25,000			
05-527-7003	INTEREST REVEUE - LEASE	\$0.00	\$0.00	\$60,204.00	\$60,204.00	\$0.00	\$0.00	\$0			
	<b>AIRPORT REVENUE</b>	<b>\$720,211.67</b>	<b>\$986,546.67</b>	<b>\$761,204.00</b>	<b>\$761,204.00</b>	<b>\$625,425.65</b>	<b>\$801,365.54</b>	<b>\$800,512</b>			
05-599-9100	SYSTEM ADDED TRANSFER IN	\$0.00	\$0.00	\$0.00	\$0.00	\$0.00	\$0.00	\$0			
05-599-9110	SYSTEM ADDED TRANSFER OUT	\$0.00	\$0.00	\$0.00	\$0.00	\$0.00	\$0.00	\$0			
05-599-9120	SYSTEM ADDED TRANSFER WITHIN	\$0.00	\$0.00	\$0.00	\$0.00	\$0.00	\$0.00	\$0			
	<b>AIRPORT TRANSFERS</b>	<b>\$0.00</b>	<b>\$0.00</b>	<b>\$0.00</b>	<b>\$0.00</b>	<b>\$0.00</b>	<b>\$0.00</b>	<b>\$0</b>			
<b>ENTERPRISE AIRPORT INCOME TOTALS</b>		<b>\$720,211.67</b>	<b>\$986,546.67</b>	<b>\$761,204.00</b>	<b>\$761,204.00</b>	<b>\$625,425.65</b>	<b>\$801,365.54</b>	<b>\$800,512</b>			

ACCT NUMBER	ACCOUNT TITLE	ACTUAL EXPERIENCE		ORG BUDGET YEAR 2023	CURRENT BUDGET YEAR 2023	ACTUAL EXPERIENCE AS OF 6-30-2023	PROJECTED YEAR-END	PROPOSED YEAR 2024
		YEAR 2021	YEAR 2022					
05-627-0090	ADMINISTRATIVE FEE	\$49,007.02	\$48,558.00	\$56,385.00	\$56,385.00	\$42,288.75	\$56,385.00	\$59,297
05-627-0101	SALARIES	\$125,549.43	\$97,344.04	\$97,953.00	\$97,953.00	\$76,873.76	\$102,498.35	\$105,839
05-627-0103	OVERTIME	\$804.60	\$1,732.92	\$1,928.00	\$1,928.00	\$477.20	\$636.27	\$7,294
05-627-0201	SOCIAL SECURITY	\$9,557.93	\$7,546.36	\$7,621.00	\$7,621.00	\$5,895.26	\$7,860.35	\$8,632
05-627-0202	INSURANCE - GROUP	\$18,842.51	\$14,667.25	\$16,081.00	\$16,081.00	\$12,105.60	\$16,140.80	\$16,788
05-627-0203	RETIREMENT	\$2,503.25	\$2,282.19	\$2,051.00	\$2,051.00	\$1,619.19	\$2,158.92	\$2,370
05-627-0204	UNIEMPLOYMENT	\$756.00	\$18.00	\$180.00	\$180.00	\$18.00	\$24.00	\$180
05-627-0205	INS - WORKMEN'S COMP	\$2,052.00	\$3,724.76	\$3,061.00	\$3,061.00	\$2,309.00	\$3,078.67	\$3,345
05-627-0216	PENSION EXPENSE	-\$10,327.00	-\$11,003.00	\$0.00	\$0.00	\$0.00	\$0.00	\$0
05-627-0220	OPEB EXPENSE	\$2,328.00	-\$677.00	\$0.00	\$0.00	\$0.00	\$0.00	\$0
05-627-0501	SUPPLIES	\$1,354.34	\$1,571.69	\$1,600.00	\$1,600.00	\$1,217.10	\$1,622.80	\$1,800
05-627-0502	FIELD SUPPLIES	\$0.00	\$220.95	\$500.00	\$500.00	\$509.31	\$679.08	\$800
05-627-0510	UNIFORMS	\$146.09	\$136.32	\$300.00	\$300.00	\$137.73	\$183.64	\$300
05-627-0601	LICENSES AND FEES	\$0.00	\$102.38	\$485.00	\$485.00	\$0.00	\$0.00	\$0
05-627-0701	MAINT - EQUIPMENT	\$1,544.98	\$936.82	\$1,500.00	\$1,500.00	\$1,050.39	\$1,400.52	\$1,500
05-627-0702	MAINT - VEHICLE	\$691.29	\$289.08	\$1,000.00	\$1,000.00	\$347.01	\$476.01	\$1,000
05-627-0704	FACILITY MAINT	\$5,878.48	\$51,340.88	\$70,000.00	\$70,000.00	\$7,089.08	\$9,960.31	\$15,000
05-627-0708	HIRE SAFETY INSPEC	\$0.00	\$0.00	\$150.00	\$150.00	\$0.00	\$0.00	\$150
05-627-0900	FUEL & OIL	\$1,083.88	\$2,913.03	\$1,200.00	\$1,200.00	\$1,581.82	\$2,109.09	\$1,200
05-627-1001	MISC/VOIDED EXPENSES	\$0.03	\$0.00	\$0.00	\$0.00	\$0.00	\$0.00	\$0
05-627-1101	ELECTRICITY	\$5,512.64	\$5,878.49	\$5,500.00	\$5,500.00	\$2,986.35	\$3,981.80	\$5,500
05-627-1301	AIRPORT LIABILITY INSURANCE	\$2,195.00	\$2,191.00	\$2,543.00	\$2,543.00	\$1,635.75	\$2,181.00	\$2,351
05-627-1500	TRAINING	\$0.00	\$40.00	\$500.00	\$500.00	\$0.00	\$0.00	\$1,000
05-627-1501	TRAVEL	\$0.00	\$0.00	\$1,500.00	\$1,500.00	\$0.00	\$0.00	\$1,500
05-627-1700	IT EQUIPMENT/ SOFTWARE	\$8.83	\$404.56	\$1,500.00	\$1,500.00	\$293.08	\$390.77	\$1,000
05-627-2000	AV/JET FUEL/OIL PURCHASES	\$423,678.24	\$643,032.45	\$450,000.00	\$450,000.00	\$409,451.53	\$548,642.04	\$525,000
05-627-2120	AWOS CONTRACT	\$5,966.00	\$5,966.00	\$5,966.00	\$5,966.00	\$0.00	\$5,966.00	\$5,966
05-627-2700	TELEPHONE EXPENSES	\$6,484.45	\$5,662.47	\$5,500.00	\$5,500.00	\$4,616.73	\$6,155.64	\$6,500
05-627-2750	CELL PHONE EXPENSE	\$959.07	\$965.04	\$1,000.00	\$1,000.00	\$643.16	\$857.55	\$1,000
05-627-4902	TCEQ - STORMWATER	\$0.00	\$0.00	\$200.00	\$200.00	\$200.00	\$266.67	\$200
05-627-5600	FY 20 CIP - 10% MATCH - DEPRECIATION	\$0.00	\$0.00	\$25,000.00	\$25,000.00	\$0.00	\$0.00	\$25,000
05-627-9500	DEPRECIATION	\$209,678.31	\$0.00	\$0.00	\$0.00	\$0.00	\$0.00	\$0.00
	Airport Expenses	\$866,255.37	\$885,844.68	\$761,204.00	\$761,204.00	\$573,345.80	\$773,655.27	\$800,512



# **HOTEL OCCUPANCY TAX (HOT)**

**PROPOSED 2023-2024**

**TOURISM**

<u>REVENUE</u>	FY 22-23 Budget	PROPOSED 23-24	DIFFERENCE	<u>EXPENSE</u>	FY 22-23 Budget	PROPOSED 23-24	DIFFERENCE
TOURISM	\$782,398.00	\$1,016,963	-\$234,565	TOURISM	\$782,398.00	\$1,016,963	\$879,859.00
				DIFFERENCE			
							\$0

**FY 2022-2023 Estimated Fund Balance**  
**ALL FUNDS RESTRICTED TO HOT**

**FY 2022 - 2023 Estimated Reserves**

Beginning Fund Balance 9/30/2022	\$	1,090,990.00	TexStar	\$	2,085,000.00	**Includes ARPA Funds
2022-2023 Projected Year End - Revenue	\$	738,998.81	TxClass - Capital Improvements	\$	296,000.00	**Dedicated to street paving
2022-2023 Projected Year End - Expenses	\$	677,817.35	TxClass - Airport Reserves	\$	30,000.00	**Dedicated TxDOT matching funds
Restricted Fund Balance	\$	1,152,171.00	TxClass - HOT Reserve	\$	90,000.00	**Dedicated to HOT
Committed Fund Balance	\$	-	TxClass - Creek Project	\$	50,000.00	**Splash Pad
Other Committed Fund Balance	\$	-	TXClass - Generators	\$	190,000.00	** August 2021 reassigned to emergency equipment
Unassigned Fund Balance	\$	-	TxClass - Fire Department	\$	206,000.00	
Estimated Total Fund Balance	\$	1,152,171.46	TxClass - Water/Sewer Infrastructure	\$	947,000.00	** Water/Wastewater Infrastructure \$117,742 Dedicated to lift station improvements
Difference	\$	61,181.46	TxClass - Pueblo Nuevo Park	\$	153,000.00	**Dedicated to TPWD Grant

ACCT NUMBER	ACCOUNT TITLE	ACTUAL EXPERIENCE YEAR 2021	ACTUAL EXPERIENCE YEAR 2022	ORG BUDGET YEAR 2023	CURRENT BUDGET YEAR 2023	ACTUAL EXPERIENCE AS OF 6-30-2023	PROJECTED YEAR-END	PROPOSED YEAR 2024
06-556-0408	HOT HOTEL OCCUPANCY TAX	\$0.00		\$650,000.00	\$650,000.00	\$0.00	\$100,000.00	\$650,000
06-556-0410	HOT INTEREST ACCT #7082339	\$501.12	\$7,943.46	\$0.00	\$0.00	\$29,805.47	\$39,740.63	
06-556-0411	TEXAS CLASS - INTEREST	\$85.27	\$701.31	\$0.00	\$0.00	\$3,007.20	\$4,009.60	
06-556-0412	STR PERMIT FEE	\$5,950.00	\$7,500.00	\$0.00	\$0.00	\$7,236.16	\$9,648.21	
06-556-0413	GO TEXAN REIMBURSEMENT	\$3,750.01	\$645.00	\$0.00	\$0.00	\$0.00	\$0.00	
06-556-0414	TEXAS MOUNTAIN TRAIL GRANT		\$1,000.00			\$0.00	\$0.00	
06-556-0501	HOT - VALUE LODGE/ALPINE LODGING	\$37,628.23	\$33,408.27	\$0.00	\$0.00	\$16,699.64	\$22,266.19	
06-556-0502	HOT - ANTELOPE LODGE	\$33,282.76	\$26,164.87	\$0.00	\$0.00	\$2,401.96	\$3,202.61	
06-556-0503	HOT - QUALITY INN	\$102,774.76	\$96,199.51	\$0.00	\$0.00	\$48,756.11	\$65,008.15	
06-556-0504	HOT - HIGHLAND INN	\$0.00	\$30,559.93	\$0.00	\$0.00	\$0.00	\$0.00	
06-556-0505	HOT - THE HOLLAND HOTEL	\$58,282.74	\$34,536.93	\$0.00	\$0.00	\$15,188.00	\$20,250.67	
06-556-0506	HOT - LA LOMA INN	\$0.00	\$0.00	\$0.00	\$0.00	\$0.00	\$0.00	
06-556-0507	HOT - MOTEL BIEN VENIDO	\$0.00	\$0.00	\$0.00	\$0.00	\$0.00	\$0.00	
06-556-0508	HOT - TRAVEL LODGE/OAK TREE INN	\$15,515.31	\$16,774.17	\$0.00	\$0.00	\$7,634.69	\$10,179.59	
06-556-0509	HOT - STUDIO GUEST HOUSE	\$0.00	\$0.00	\$0.00	\$0.00	\$0.00	\$0.00	
06-556-0511	HOT - AMERICA'S BEST/SUNDAY HOU	\$57,254.29	\$52,176.85	\$0.00	\$0.00	\$28,905.91	\$38,541.21	
06-556-0512	HOT - THE WHITE HOUSE INN	\$0.00	\$0.00	\$0.00	\$0.00	\$0.00	\$0.00	
06-556-0513	HOT - THE MAVERICK INN	\$34,040.92	\$17,645.79	\$0.00	\$0.00	\$17,087.00	\$22,782.67	
06-556-0514	HOT - QUARTER CIRCLE 7	\$68,015.79	\$77,181.48	\$0.00	\$0.00	\$54,021.27	\$72,028.36	
06-556-0515	HOT - ALPINE GUEST LOFTS	\$1,518.09	\$2,953.76	\$0.00	\$0.00	\$1,509.08	\$2,012.11	
06-556-0516	HOT - HAMPTON INN	\$138,008.73	\$171,514.73	\$0.00	\$0.00	\$90,577.25	\$120,769.67	
06-556-0517	HOT - BREWSTER CO. LODGING	\$2,170.77	\$1,841.77	\$0.00	\$0.00	\$2,287.00	\$3,049.33	
06-556-0518	HOT - CASA VIDA	\$2,206.26	\$1,583.13	\$0.00	\$0.00	\$684.52	\$912.69	
06-556-0519	HOT - HOLIDAY INN EXPRESS	\$120,179.28	\$109,515.38	\$0.00	\$0.00	\$92,691.62	\$123,588.83	
06-556-0520	HOT - STONE HOUSE	\$0.00	\$0.00	\$0.00	\$0.00	\$0.00	\$0.00	
06-556-0521	CAVE MESA	\$2,006.76	\$882.91	\$0.00	\$0.00	\$419.17	\$558.89	
06-556-0522	CASITA OM	\$0.00	\$0.00	\$0.00	\$0.00	\$0.00	\$0.00	
06-556-0523	LITTLE TIN GUEST HOUSE	\$0.00	\$0.00	\$0.00	\$0.00	\$0.00	\$0.00	
06-556-0524	SUNSHINE RENTALS	\$0.00	\$0.00	\$0.00	\$0.00	\$0.00	\$0.00	
06-556-0525	HOT - AMERICANA GUEST QTRS	\$0.00	\$0.00	\$0.00	\$0.00	\$0.00	\$0.00	
06-556-0526	KIOWA 2	\$0.00	\$0.00	\$0.00	\$0.00	\$0.00	\$0.00	
06-556-0527	BUDDY/LESLIE BISE	\$0.00	\$0.00	\$0.00	\$0.00	\$0.00	\$0.00	
06-556-0528	KIOWA	\$0.00	\$0.00	\$0.00	\$0.00	\$0.00	\$0.00	
06-556-0529	Alpine Vacation Rentals, LLC	\$5,351.93	\$4,636.56	\$0.00	\$0.00	\$4,132.10	\$5,509.47	
06-556-0530	HOT-Alpine Creek Cottage, L.L.C.	\$4,465.15	\$3,317.23	\$0.00	\$0.00	\$1,244.32	\$1,659.09	
06-556-0531	HUANG	\$0.00	\$0.00	\$0.00	\$0.00	\$0.00	\$0.00	
06-556-0532	Lockhart Hacienda	\$2,280.04	\$1,957.41	\$0.00	\$0.00	\$856.38	\$1,141.84	
06-556-0533	HOT - TINY HOUSE	\$0.00	\$0.00	\$0.00	\$0.00	\$0.00	\$0.00	
06-556-0534	HOT - Alpine Guest Lodging	\$0.00	\$0.00	\$0.00	\$0.00	\$0.00	\$0.00	
06-556-0535	Marsha Wells-Sole Prop	\$0.00	\$0.00	\$0.00	\$0.00	\$0.00	\$0.00	
06-556-0536	Casa Blanca	\$5,940.96	\$3,918.75	\$0.00	\$0.00	\$2,855.35	\$3,807.13	
06-556-0537	ZIMMER - GATED GARDENS	\$2,403.87	\$2,710.62	\$0.00	\$0.00	\$1,098.27	\$1,464.36	
06-556-0538	DESERT PEARL	\$0.00	\$0.00	\$0.00	\$0.00	\$0.00	\$0.00	
06-556-0539	PURPLE DOOR GUESTHOUSE	\$892.89	\$767.78	\$0.00	\$0.00	\$550.64	\$734.19	
06-556-0540	SUE'S CASA	\$0.00	\$0.00	\$0.00	\$0.00	\$0.00	\$0.00	
06-556-0541	JESSICA POSTOL - AIRBNB	\$0.00	\$0.00	\$0.00	\$0.00	\$0.00	\$0.00	



06-556-0542	R & S GARCIA	\$0.00	\$0.00	\$0.00	\$0.00	\$0.00	\$0.00
06-556-0543	RIPPEL - BRBO	\$0.00	\$419.81	\$0.00	\$0.00	\$227.43	\$303.24
06-556-0544	DOWNTOWN CASITA - WILLIAMS	\$0.00	\$0.00	\$0.00	\$0.00	\$0.00	\$0.00
06-556-0545	PAJARO BLANCO - ANNE HILSCHER	\$0.00	\$0.00	\$0.00	\$0.00	\$0.00	\$0.00
06-556-0546	TED ST CASITA - BOW	\$0.00	\$0.00	\$0.00	\$0.00	\$0.00	\$0.00
06-556-0547	ALPINE SUNSET RETREAT	\$0.00	\$0.00	\$0.00	\$0.00	\$1,909.40	\$2,545.87
06-556-0548	BOMBERO 18 LLC	\$2,159.71	\$1,985.00	\$0.00	\$0.00	\$939.77	\$1,253.03
06-556-0549	LANGRIDGE LODGE	\$829.72	\$410.61	\$0.00	\$0.00	\$318.09	\$424.12
06-556-0550	LUXURY FARM HOUSE	\$261.77	\$1,186.86	\$0.00	\$0.00	\$926.44	\$1,235.25
06-556-0551	WEST TEXAS GETAWAY	\$0.00	\$0.00	\$0.00	\$0.00	\$0.00	\$0.00
06-556-0552	ALPINE PROPERTY RENTALS	\$3,703.62	\$3,035.22	\$0.00	\$0.00	\$0.00	\$0.00
06-556-0553	SKYE BLUE SERVICES- PEACH HOUSE	\$3,142.37	\$2,980.48	\$0.00	\$0.00	\$1,351.07	\$1,801.43
06-556-0554	QUIETT - HANCOCK HOUSE	\$0.00	\$0.00	\$0.00	\$0.00	\$0.00	\$0.00
06-556-0555	TEXSKY - BIRDNEST	\$0.00	\$0.00	\$0.00	\$0.00	\$365.47	\$487.29
06-556-0556	HIINSHAW - CASE PINON	\$0.00	\$0.00	\$0.00	\$0.00	\$0.00	\$0.00
06-556-0557	EVANS - MURAL HOUSE	\$0.00	\$0.00	\$0.00	\$0.00	\$0.00	\$0.00
06-556-0558	CONCHA RAMOS	\$218.97	\$343.50	\$0.00	\$0.00	\$0.00	\$0.00
06-556-0559	WINDMILL HOUSE - HURST	\$2,406.10	\$1,085.09	\$0.00	\$0.00	\$472.14	\$629.52
06-556-0560	EL NIDO - SANDRA PRATT	\$1,002.92	\$789.78	\$0.00	\$0.00	\$248.98	\$331.97
06-556-0561	KIM LANGRIDGE - LANGRIDGE LODGE	\$0.00	\$89.39	\$0.00	\$0.00	\$0.00	\$0.00
06-556-0562	COVINGTON - BEACH HOUSE	\$1,240.88	\$1,485.09	\$0.00	\$0.00	\$204.26	\$272.35
06-556-0563	ALPINE BED & BREAKFAST - RABBITS -	\$7,519.99	\$9,243.43	\$0.00	\$0.00	\$5,575.11	\$7,433.48
06-556-0564	TEAM HOUSING	\$0.00	\$0.00	\$0.00	\$0.00	\$0.00	\$0.00
06-556-0565	SOUTHERN CHARM - MCGUIRE	\$0.00	\$0.00	\$0.00	\$0.00	\$0.00	\$0.00
06-556-0566	DANNICA INVESTMENTS - M. QUIROGA	\$5,236.38	\$0.00	\$0.00	\$0.00	\$7,812.17	\$10,416.23
06-556-0567	ALPINE 360 PROPERTIES	\$2,901.32	\$0.00	\$0.00	\$0.00	\$0.00	\$0.00
06-556-0568	CASA ACERO - EAGLE PASS	\$708.50	\$3,121.69	\$0.00	\$0.00	\$1,220.14	\$1,626.85
06-556-0569	CAJITA VERDE - BLECHA	\$1,288.90	\$795.34	\$0.00	\$0.00	\$474.17	\$632.23
06-556-0570	PAIGE LOSOYA - CACTUS STREEET	\$1,380.37	\$831.15	\$0.00	\$0.00	\$322.28	\$429.71
06-556-0571	ADOBE VISTA - SCHWERDTFEGER	\$2,332.23	\$2,504.15	\$0.00	\$0.00	\$1,347.16	\$1,796.21
06-556-0572	EL NOPAL CASITA - LIMROTHEY	\$1,522.11	\$1,764.39	\$0.00	\$0.00	\$499.87	\$666.49
06-556-0573	5TH STREET - ROGGOW	\$442.38	\$386.24	\$0.00	\$0.00	\$0.00	\$0.00
06-556-0574	BIRD'S NEST - BRANT	\$388.33	\$1,824.25	\$0.00	\$0.00	\$682.01	\$909.35
06-556-0575	MYERS - 202 LOCKHART	\$1,002.48	\$0.00	\$0.00	\$0.00	\$0.00	\$0.00
06-556-0576	CASA OCOTILLO - HARPOLD	\$323.05	\$2,827.03	\$0.00	\$0.00	\$1,092.05	\$1,456.07
06-556-0577	OH HI HOUSE - BIENVENIDO BIG BEND	\$902.76	\$2,081.90	\$0.00	\$0.00	\$815.78	\$1,087.71
06-556-0578	THE VILLA	\$0.00	\$1,564.16	\$0.00	\$0.00	\$910.43	\$1,213.91
06-556-0579	CASA DE ARROZ	\$0.00	\$1,355.86	\$0.00	\$0.00	\$597.21	\$796.28
06-556-0580	THE COWBOY HOUSE	\$0.00	\$1,243.41	\$0.00	\$0.00	\$530.45	\$707.27
06-556-0581	LAST MINUTE MELODY-GONZALES	\$0.00	\$846.02	\$0.00	\$0.00	\$0.00	\$0.00
06-556-0582	FOURTH & LONG-SUGAR MOON	\$0.00	\$1,245.95	\$0.00	\$0.00	\$1,016.10	\$1,354.80
06-556-0583	KATHRYN'S KORNER	\$0.00	\$1,894.62	\$0.00	\$0.00	\$1,015.47	\$1,353.96
06-556-0584	SUNCATCHER-GONZALES	\$0.00	\$710.99	\$0.00	\$0.00	\$625.70	\$834.27
06-556-0585	LA PALOMA-BRANT	\$0.00	\$131.74	\$0.00	\$0.00	\$0.00	\$0.00
06-556-0586	SAGE GUEST HOUSE - R. STOVELL	\$0.00	\$2,290.22	\$0.00	\$0.00	\$1,283.62	\$1,711.49
06-556-0587	FLAMINGO BUNKHOUSE-RUINS TER	\$0.00	\$657.00	\$0.00	\$0.00	\$0.00	\$0.00
06-556-0588	HOLLAND HOUSE - S HOLLAND FAM	\$0.00	\$0.00	\$0.00	\$0.00	\$727.87	\$970.49
06-556-0589	LITTLE BLUE HOUSE - A. BRANT	\$0.00	\$0.00	\$0.00	\$0.00	\$709.73	\$946.31
06-556-0590	BRIGHT MOON - A. GABBERT	\$0.00	\$0.00	\$0.00	\$0.00	\$391.17	\$521.56
06-556-0591	T. KELLNER - SATILLO HOUSE	\$0.00	\$0.00	\$0.00	\$0.00	\$189.52	\$252.69

06-556-0592	ORANGE STREET BNB - GARRETT	\$0.00	\$0.00	\$0.00	\$0.00	\$0.00	\$2,252.45	\$3,003.27
06-556-9920	MISC/CONTRIBUTIONS	\$8.63	\$18,193.58	\$0.00	\$0.00	\$0.00	\$12,546.49	\$16,728.65
	FUND BALANCE/RESERVES			\$132,398.00	\$132,398.00	\$0.00	\$0.00	\$0.00
	Promotion & Tourism Revenues	\$745,728.46	\$777,361.55	\$782,398.00	\$782,398.00	\$479,249.11	\$738,998.81	\$1,016,963

ACCT NUMBER	ACCOUNT TITLE	ACTUAL EXPERIENCE YEAR 2021		ACTUAL EXPERIENCE YEAR 2022		ACTUAL EXPERIENCE YEAR 2023		CURRENT BUDGET YEAR 2023		ACTUAL EXPERIENCE AS OF 6-30-2023		PROJECTED YEAR END		PROPOSED YEAR 2024	
06-656-0100	7% FISCAL FEE	\$46,803.00	\$38,618.00	\$30,978.00	\$30,978.00	\$30,978.00	\$30,978.00	\$30,978.00	\$23,233.50	\$30,978.00	\$30,978.00	\$43,177			
06-656-0101	SALARIES - VISITOR CENTER EMP	\$41,182.00	\$48,759.27	\$59,935.00	\$59,935.00	\$59,935.00	\$59,935.00	\$59,935.00	\$40,075.33	\$53,433.77	\$53,433.77	\$64,357			
06-656-0103	OVERTIME	\$157.50	\$154.50	\$900.00	\$900.00	\$900.00	\$900.00	\$900.00	\$1,114.07	\$1,485.43	\$1,485.43	\$1,460			
06-656-0201	SOCIAL SECURITY	\$3,147.73	\$3,673.44	\$4,642.00	\$4,642.00	\$4,642.00	\$4,642.00	\$4,642.00	\$3,151.04	\$4,201.39	\$4,201.39	\$5,022			
06-656-0202	INSURANCE	\$72.00	\$72.00	\$8,040.00	\$8,040.00	\$8,040.00	\$8,040.00	\$8,040.00	\$57.00	\$76.00	\$76.00	\$8,394			
06-656-0203	RETIREMENT	\$790.47	\$1,108.83	\$1,249.00	\$1,249.00	\$1,249.00	\$1,249.00	\$1,249.00	\$861.48	\$1,148.64	\$1,148.64	\$1,379			
06-656-0204	UNEMPLOYMENT	\$252.00	\$16.58	\$180.00	\$180.00	\$180.00	\$180.00	\$180.00	\$10.42	\$13.89	\$13.89	\$180			
06-656-0205	WORKMENS COMP	\$71.00	\$81.60	\$100.00	\$100.00	\$100.00	\$100.00	\$100.00	\$0.00	\$0.00	\$0.00	\$0			
06-656-0501	VC - SUPPLIES	\$2,701.66	\$3,231.51	\$4,500.00	\$4,500.00	\$4,500.00	\$4,500.00	\$4,500.00	\$3,818.38	\$6,186.80	\$6,186.80	\$5,000			
06-656-1001	MISC/VOIDED	\$25.88	-\$50.00	\$0.00	\$0.00	\$0.00	\$0.00	\$0.00	\$0.00	\$0.00	\$0.00	\$0			
06-656-1101	VC - ELECTRICITY	\$665.69	\$580.12	\$1,500.00	\$1,500.00	\$1,500.00	\$1,500.00	\$1,500.00	\$952.39	\$1,269.85	\$1,269.85	\$1,500			
06-656-1301	LIABILITY/AUTO COVERAGE	\$220.00	\$469.00	\$516.00	\$516.00	\$516.00	\$516.00	\$516.00	\$134.50	\$179.33	\$179.33	\$538			
06-656-1500	VC - TRAINING	\$0.00	\$490.00	\$1,000.00	\$1,000.00	\$1,000.00	\$1,000.00	\$1,000.00	\$640.00	\$1,640.00	\$1,640.00	\$1,500			
06-656-1501	VC - TRAVEL	\$0.00	\$675.50	\$6,000.00	\$6,000.00	\$6,000.00	\$6,000.00	\$6,000.00	\$1,236.24	\$2,244.32	\$2,244.32	\$6,000			
06-656-1602	VC - POSTAGE	\$2,634.71	\$2,937.68	\$2,500.00	\$2,500.00	\$2,500.00	\$2,500.00	\$2,500.00	\$1,407.96	\$1,877.28	\$1,877.28	\$2,500			
06-656-1700	IT EQUIPMENT/ SOFTWARE	\$0.00	\$859.89	\$1,400.00	\$1,400.00	\$1,400.00	\$1,400.00	\$1,400.00	\$0.00	\$0.00	\$0.00	\$1,400			
06-656-1801	VC - SUBSCRIPTIONS	\$293.76	\$0.00	\$500.00	\$500.00	\$500.00	\$500.00	\$500.00	\$0.00	\$0.00	\$0.00	\$0			
06-656-1900	VC - PRINTING/ADVERTISING	\$333.00	\$500.00	\$1,500.00	\$1,500.00	\$1,500.00	\$1,500.00	\$1,500.00	\$1,180.00	\$1,573.33	\$1,573.33	\$1,500			
06-656-2121	FACILITY MAINT/EQUIPMENT	\$4,232.89	\$39,213.26	\$25,000.00	\$25,000.00	\$25,000.00	\$25,000.00	\$25,000.00	\$24,181.07	\$32,641.43	\$32,641.43	\$15,000			
06-656-2700	VC - TELEPHONE/INTERNET	\$2,109.36	\$1,965.62	\$2,000.00	\$2,000.00	\$2,000.00	\$2,000.00	\$2,000.00	\$1,531.10	\$2,041.47	\$2,041.47	\$2,000			
06-656-5102	TOURISM DIRECTOR CONTRACT	\$74,244.96	\$74,245.92	\$77,958.00	\$77,958.00	\$77,958.00	\$77,958.00	\$77,958.00	\$51,972.00	\$77,958.00	\$77,958.00	\$81,856			
06-656-5104	PROMOTION / ADVERTISING	\$217,344.49	\$356,650.90	\$380,100.00	\$380,100.00	\$380,100.00	\$380,100.00	\$380,100.00	\$202,351.50	\$348,046.95	\$348,046.95	\$350,825			
06-656-5105	PROMOTION OF THE ARTS	\$61,109.44	\$75,129.84	\$83,500.00	\$83,500.00	\$83,500.00	\$83,500.00	\$83,500.00	\$60,325.42	\$80,433.89	\$80,433.89	\$81,775			
06-656-5106	HISTORICAL RESTORATION/PRESERVAT	\$3,500.00	\$3,669.79	\$35,600.00	\$35,600.00	\$35,600.00	\$35,600.00	\$35,600.00	\$2,650.00	\$3,533.33	\$3,533.33	\$53,000			
06-656-5109	SPORTING EVENTS	\$20,000.00	\$10,000.00	\$25,000.00	\$25,000.00	\$25,000.00	\$25,000.00	\$25,000.00	\$15,000.00	\$20,000.00	\$20,000.00	\$35,350			
06-656-5111	TRANSPORTATION SYSTEM	\$0.00	\$1,500.00	\$2,800.00	\$2,800.00	\$2,800.00	\$2,800.00	\$2,800.00	\$2,005.78	\$2,674.37	\$2,674.37	\$3,250			
06-656-5115	SIGNAGE	\$3,425.49	\$339.00	\$0.00	\$0.00	\$0.00	\$0.00	\$0.00	\$0.00	\$0.00	\$0.00	\$0			
06-656-5116	GO TEXAN GRANT	\$3,750.01	\$645.00	\$0.00	\$0.00	\$0.00	\$0.00	\$0.00	\$0.00	\$0.00	\$0.00	\$0			
06-656-5200	VISITOR CENTER REMODEL	\$61,166.54	\$219,432.49	\$25,000.00	\$25,000.00	\$25,000.00	\$25,000.00	\$25,000.00	\$0.00	\$0.00	\$0.00	\$250,000			
06-656-9000	RESERVES/FUND BALANCE	\$0.00	\$0.00	\$0.00	\$0.00	\$0.00	\$0.00	\$0.00	\$0.00	\$0.00	\$0.00	\$0			
06-656-9803	PRINCIPAL - RIGHT TO USE LEASE	\$0.00	\$0.00	\$0.00	\$0.00	\$0.00	\$0.00	\$0.00	\$0.00	\$0.00	\$0.00	\$0			
06-656-9804	INTEREST EXPENSE - RIGHT TO USE	\$0.00	\$0.00	\$0.00	\$0.00	\$0.00	\$0.00	\$0.00	\$0.00	\$0.00	\$0.00	\$0			
06-656-9999	RESERVES - FINANCIAL POLICY	\$0.00	\$0.00	\$0.00	\$0.00	\$0.00	\$0.00	\$0.00	\$0.00	\$0.00	\$0.00	\$0			
PROMOTION & TOURISM Expenses		\$550,233.58	\$885,169.74	\$782,398.00	\$782,398.00	\$782,398.00	\$782,398.00	\$782,398.00	\$437,889.18	\$677,817.35	\$677,817.35	\$1,016,963			



**GAS DEPARTMENT**  
**PROPOSED 2023-2024**

**GAS DEPARTMENT**

<u>REVENUE</u>	FY 22-23 Budget	PROPOSED 23-24	DIFFERENCE	<u>EXPENSE</u>	FY 22-23 Budget	PROPOSED 23-24	DIFFERENCE
GAS	\$2,217,000.00	\$2,225,000	-8,000	GAS	\$2,217,000.00	\$2,225,000	(\$7,999.86)
DIFFERENCE					\$0		

**FY 2022-2023 Estimated Net Position**  
**Gas Utility**

**FY 2022 - 2023 Estimated Reserves**

Beginning Net Position as of 9/30/2022	\$ 2,459,653.00	TexStar	\$ 2,085,000.00	**Includes ARPA Funds
2022-2023 Projected Year End - Revenue	\$ 2,339,873.67	TxClass - Capital Improvements	\$ 296,000.00	**Dedicated to street paving
2022-2023 Projected Year End - Expenses	\$ 1,995,851.36	TxClass - Airport Reserves	\$ 30,000.00	**Dedicated TXDOT matching funds
Net Investment in Capital Assets	\$ 1,405,974.00	TxClass - HOT Reserve	\$ 90,000.00	**Dedicated to HOT
Restricted for Federal and State Grants	\$ -	TxClass - Creek Project	\$ 50,000.00	**Splash Pad
Restricted for Landfill Closure Costs	\$ -	TXClass - Generators	\$ 190,000.00	** August 2021 reassigned to emergency equipment
Restricted for Debt Service	\$ -	TxClass - Fire Department	\$ 206,000.00	
Unrestricted	\$ 1,397,701.30			
Estimated Net Position	\$ 2,803,675.30			
Difference	\$ 344,022.30	TxClass - Water/Sewer Infrastructure	\$ 947,000.00	** Water/Wastewater Infrastructure \$117,742 Dedicated to lift station improvements
		TxClass - Pueblo Nuevo Park	\$ 153,000.00	**Dedicated to TPWD Grant

ACCT NUMBER	ACCOUNT TITLE	ACTUAL EXPERIENCE		ACTUAL EXPERIENCE		ORG BUDGET		CURRENT BUDGET		ACTUAL EXPERIENCE AS OF 6-30-2023		PROJECTED YEAR END		PROPOSED YEAR 2024	
		YEAR 2021	YEAR 2022	YEAR 2022	YEAR 2023	YEAR 2023	YEAR 2023	YEAR 2023	YEAR 2023	OF 6-30-2023	END	END	YEAR 2024		
08-558-0110	NATURAL GAS SALES - ALPINE	\$1,453,952.30	\$1,492,768.49	\$1,775,000.00	\$1,775,000.00	\$1,775,000.00	\$1,775,000.00	\$1,514,859.80	\$1,851,495.31	\$1,851,495.31	\$1,775,000	\$1,775,000			
08-558-0120	NATURAL GAS SALES - FT DAVIS	\$251,888.54	\$259,040.50	\$350,000.00	\$350,000.00	\$350,000.00	\$350,000.00	\$268,832.33	\$328,572.85	\$328,572.85	\$350,000	\$350,000			
08-558-0200	SERVICE FEES - ALPINE	\$8,690.00	\$6,825.00	\$10,000.00	\$10,000.00	\$10,000.00	\$10,000.00	\$5,215.00	\$6,953.33	\$6,953.33	\$10,000	\$10,000			
08-558-0201	SERVICE FEES - FT DAVIS	\$1,215.00	\$1,310.00	\$2,500.00	\$2,500.00	\$2,500.00	\$2,500.00	\$270.00	\$360.00	\$360.00	\$2,500	\$2,500			
08-558-0240	SERVICE TAP FEES - ALPINE	\$7,000.00	\$9,750.00	\$5,000.00	\$5,000.00	\$5,000.00	\$5,000.00	\$6,325.00	\$8,433.33	\$8,433.33	\$5,000	\$5,000			
08-558-0241	SERVICE TAP FEES - FT DAVIS	\$3,125.00	\$3,750.00	\$2,500.00	\$2,500.00	\$2,500.00	\$2,500.00	\$0.00	\$0.00	\$0.00	\$2,500	\$2,500			
08-558-0242	EXTENSION FEE - ALPINE	\$150.00	\$0.00	\$0.00	\$0.00	\$0.00	\$0.00	\$0.00	\$0.00	\$0.00	\$0	\$0			
08-558-0243	EXTENSION FEE - FORT DAVIS	\$0.00	\$0.00	\$0.00	\$0.00	\$0.00	\$0.00	\$0.00	\$0.00	\$0.00	\$0	\$0			
08-558-0250	PENALTY FEES - ALPINE	\$10,126.08	\$12,092.58	\$1,250.00	\$1,250.00	\$1,250.00	\$1,250.00	\$10,610.97	\$14,147.96	\$14,147.96	\$1,250	\$1,250			
08-558-0251	PENALTY FEES - FT DAVIS	\$1,598.58	\$2,112.70	\$2,000.00	\$2,000.00	\$2,000.00	\$2,000.00	\$2,593.97	\$3,458.63	\$3,458.63	\$2,000	\$2,000			
08-558-0400	MISC. INCOME	\$511.16	\$695.74	\$1,250.00	\$1,250.00	\$1,250.00	\$1,250.00	\$247.07	\$329.43	\$329.43	\$1,250	\$1,250			
08-558-0401	GAS BANK ACCT INT	\$551.84	\$9,061.41	\$2,500.00	\$2,500.00	\$2,500.00	\$2,500.00	\$45,844.97	\$61,126.63	\$61,126.63	\$2,500	\$2,500			
08-558-0402	WC REIMBURSEMENT	\$0.00	\$0.00	\$0.00	\$0.00	\$0.00	\$0.00	\$0.00	\$0.00	\$0.00	\$0	\$0			
08-558-0403	WTG ROYALTIES	\$8,606.35	\$7,526.30	\$5,000.00	\$5,000.00	\$5,000.00	\$5,000.00	\$0.00	\$0.00	\$0.00	\$5,000	\$5,000			
08-558-0500	SALES TAX COLLECTED	\$44,346.56	\$43,490.19	\$52,000.00	\$52,000.00	\$52,000.00	\$52,000.00	\$42,972.61	\$57,296.81	\$57,296.81	\$60,000	\$60,000			
08-558-0612	FY20 - NSF - RETURNED CHECK FEE	\$90.00	\$305.00	\$0.00	\$0.00	\$0.00	\$0.00	\$180.00	\$240.00	\$240.00	\$0	\$0			
08-558-0614	VACATION FEE	\$0.00	\$0.00	\$0.00	\$0.00	\$0.00	\$0.00	\$425.00	\$566.67	\$566.67	\$0	\$0			
08-558-1901	ROAD CUT FEE	\$500.00	\$0.00	\$5,000.00	\$5,000.00	\$5,000.00	\$5,000.00	\$0.00	\$0.00	\$0.00	\$5,000	\$5,000			
08-558-7000	BILLING ADJUSTMENTS	-\$9,138.18	-\$4,447.21	\$0.00	\$0.00	\$0.00	\$0.00	-\$3,191.01	-\$4,254.68	-\$4,254.68	\$0	\$0			
08-558-7001	GAS CUSTOMER DEPOSIT INTEREST	\$104.89	\$1,966.25	\$0.00	\$0.00	\$0.00	\$0.00	\$8,360.55	\$11,147.40	\$11,147.40	\$0	\$0			
08-558-9000	AUCTION	\$0.00	\$1,600.00	\$500.00	\$500.00	\$500.00	\$500.00	\$0.00	\$0.00	\$0.00	\$500	\$500			
08-558-9001	CAPITAL CONTRIBUTIONS	\$46,831.00	\$0.00	\$2,500.00	\$2,500.00	\$2,500.00	\$2,500.00	\$0.00	\$0.00	\$0.00	\$2,500	\$2,500			
GAS REVENUES		\$1,830,149.12	\$1,847,846.95	\$2,217,000.00	\$2,217,000.00	\$2,217,000.00	\$2,217,000.00	\$1,903,546.26	\$2,339,873.67	\$2,339,873.67	\$2,225,000	\$2,225,000			

ACCT NUMBER	ACCOUNT TITLE	EXPERIENCE YEAR 2021	ACTUAL EXPERIENCE YEAR 2022	ORG BUDGET YEAR 2023	CURRENT BUDGET YEAR 2023	ENCUMBERED	ACTUAL EXPERIENCE AS OF 6-30-2023		PROJECTED YEAR-END	PROPOSED YEAR 2024
08-658-0090	ADMINISTRATIVE FEE	\$140,276.02	\$149,889.00	\$156,011.00	\$156,011.00	\$0.00	\$117,008.28	\$156,011.04	\$156,574	
08-658-0100	FRANCHISE FEE	\$88,184.65	\$87,327.03	\$110,850.00	\$110,850.00	\$0.00	\$92,435.98	\$112,977.31	\$111,250	
08-658-0101	SALARIES	\$412,587.84	\$438,758.96	\$480,621.00	\$480,621.00	\$0.00	\$323,364.51	\$431,152.68	\$518,293	
08-658-0103	OVERTIME	\$16,041.07	\$24,664.26	\$32,263.00	\$32,263.00	\$0.00	\$19,159.70	\$25,546.27	\$29,307	
08-658-0201	SOCIAL SECURITY	\$31,321.96	\$33,850.66	\$39,130.00	\$39,130.00	\$0.00	\$25,260.91	\$33,681.21	\$41,782	
08-658-0202	INSURANCE - GROUP	\$75,246.52	\$73,214.84	\$94,156.00	\$94,156.00	\$0.00	\$54,353.32	\$72,471.09	\$83,940	
08-658-0203	RETIREMENT	\$8,266.44	\$10,583.59	\$10,527.00	\$10,527.00	\$0.00	\$7,167.02	\$9,556.03	\$11,472	
08-658-0204	UNIEMPLOYMENT	\$1,764.01	\$81.00	\$720.00	\$720.00	\$0.00	\$79.01	\$105.35	\$90.00	
08-658-0205	INS - WORKMENS COMP	\$7,311.00	\$9,077.49	\$9,826.00	\$9,826.00	\$0.00	\$5,952.24	\$7,936.32	\$8,352	
08-658-0216	PENSION EXPENSE	-\$23,339.00	-\$45,207.00	\$0.00	\$0.00	\$0.00	\$0.00	\$0.00	\$0	
08-658-0220	PEOB EXPENSE	\$1,335.00	\$5,903.00	\$0.00	\$0.00	\$0.00	\$0.00	\$0.00	\$0	
08-658-0410	NATURAL GAS PUR - ALPINE	\$430,449.20	\$501,124.72	\$535,000.00	\$535,000.00	\$0.00	\$412,341.97	\$549,789.29	\$535,000	
08-658-0420	NATURAL GAS PUR - FT DAVIS	\$58,221.90	\$81,902.50	\$80,000.00	\$80,000.00	\$0.00	\$58,726.76	\$78,302.35	\$80,000	
08-658-0501	OFFICE SUPPLIES	\$3,366.18	\$4,870.69	\$4,500.00	\$4,500.00	\$293.74	\$5,024.03	\$7,090.36	\$6,000	
08-658-0502	FIELD SUPPLIES	\$5,806.70	\$9,503.92	\$15,000.00	\$15,000.00	\$0.00	\$11,185.39	\$14,913.85	\$15,000	
08-658-0503	SAFETY EQUIPMENT	\$1,622.10	\$1,547.44	\$20,000.00	\$20,000.00	\$0.00	\$11,384.70	\$15,179.60	\$20,000	
08-658-0510	UNIFORMS	\$7,950.92	\$8,301.93	\$8,000.00	\$8,000.00	\$0.00	\$4,842.99	\$6,457.32	\$8,000	
08-658-0600	EQUIPMENT MAINT	\$4,108.27	\$8,597.96	\$8,000.00	\$8,000.00	\$607.00	\$7,008.84	\$10,154.45	\$14,825	
08-658-0701	VEHICLE MAINT	\$5,900.99	\$8,499.33	\$8,000.00	\$8,000.00	\$50.00	\$7,690.15	\$10,320.20	\$13,700	
08-658-0800	CP & METER MAINT	\$2,682.69	\$19,046.91	\$20,000.00	\$20,000.00	\$222.00	\$0.00	\$296.00	\$20,000	
08-658-0900	FUEL & OIL	\$13,185.26	\$21,675.44	\$20,000.00	\$20,000.00	\$0.00	\$10,097.66	\$13,463.55	\$15,000	
08-658-1001	MISC/VOIDED	\$415.99	-\$416.40	\$0.00	\$0.00	\$0.00	\$0.00	\$0.00	\$0	
08-658-1100	METERS	\$27,384.62	\$7,511.89	\$25,000.00	\$25,000.00	\$0.00	\$17,196.42	\$22,928.56	\$25,000	
08-658-1101	ELECTRICITY	\$3,520.56	\$4,220.52	\$5,000.00	\$5,000.00	\$0.00	\$2,175.68	\$2,900.91	\$5,000	
08-658-1200	DISTRIBUTION SYSTEM MAINT	\$32,952.59	\$39,347.81	\$42,950.00	\$42,950.00	\$0.00	\$21,978.31	\$29,304.41	\$50,000	
08-658-1301	INSURANCE - GENERAL/AUTO LI/	\$15,200.00	\$16,244.00	\$17,750.00	\$17,750.00	\$0.00	\$13,567.50	\$18,090.00	\$18,181	
08-658-1400	EQUIPMENT RENTAL	\$2,812.32	\$3,816.12	\$4,500.00	\$4,500.00	\$0.00	\$1,427.44	\$1,903.25	\$4,000	
08-658-1500	TRAINING	\$6,325.00	\$2,585.00	\$31,000.00	\$31,000.00	\$0.00	\$15,965.00	\$21,286.67	\$15,000	
08-658-1501	TRAVEL	\$0.00	\$3,104.15	\$15,000.00	\$15,000.00	\$583.00	\$3,201.22	\$5,045.63	\$10,000	
08-658-1600	POSTAGE/FREIGHT	\$18,210.99	\$14,242.13	\$20,000.00	\$20,000.00	\$0.00	\$13,132.40	\$17,509.87	\$20,000	
08-658-1700	IT EQUIPMENT/ SOFTWARE	\$12,652.47	\$9,955.75	\$10,000.00	\$10,000.00	\$0.00	\$10,253.02	\$13,670.69	\$15,000	
08-658-1800	PENALTIES/FINES	\$0.00	\$0.00	\$5,000.00	\$5,000.00	\$0.00	\$0.00	\$0.00	\$2,500	
08-658-1901	ROAD REPAIR	\$30,000.00	\$10,000.00	\$30,000.00	\$30,000.00	\$0.00	\$0.00	\$30,000.00	\$20,000	
08-658-2124	PROVISION FOR BAD DEBT	\$3,174.18	\$0.00	\$0.00	\$0.00	\$0.00	\$0.00	\$0.00	\$0	
08-658-2200	CONSULTING/CONTRACT FEES	\$20,462.30	\$35,330.39	\$25,000.00	\$25,000.00	\$0.00	\$25,482.81	\$33,977.08	\$20,000	
08-658-2300	RR COMMISSION FEES	\$2,758.50	\$5,845.00	\$5,000.00	\$5,000.00	\$0.00	\$2,201.00	\$2,934.67	\$5,000	
08-658-2400	DIG TESS/TEXAS 811	\$636.50	\$681.15	\$1,200.00	\$1,200.00	\$0.00	\$551.00	\$734.67	\$1,500	
08-658-2700	TELEPHONE EXPENSES	\$7,217.71	\$7,203.85	\$8,000.00	\$8,000.00	\$0.00	\$5,485.01	\$7,313.35	\$8,000	
08-658-2750	CELL PHONE EXPENSES	\$3,304.18	\$3,708.56	\$4,500.00	\$4,500.00	\$59.98	\$2,639.59	\$3,599.43	\$4,500	
08-658-2800	DRUG TESTING	\$615.00	\$683.00	\$1,200.00	\$1,200.00	\$0.00	\$115.00	\$153.33	\$1,200	
08-658-2900	DUES & MEMBERSHIPS	\$532.00	\$532.00	\$1,000.00	\$1,000.00	\$0.00	\$490.00	\$653.33	\$1,500	
08-658-3050	PAY/DAMAGE PREVENTION	\$6,744.46	\$47.97	\$8,500.00	\$8,500.00	\$0.00	\$2,186.15	\$2,914.87	\$8,500	
08-658-3100	ADVERTISING	\$1,283.00	\$1,252.10	\$2,500.00	\$2,500.00	\$0.00	\$787.50	\$1,050.00	\$2,500	
08-658-3800	BUILDING MAINT	\$1,846.61	\$2,367.84	\$15,000.00	\$15,000.00	\$939.67	\$411.31	\$1,801.31	\$15,000	
08-658-3900	SALES TAX REMITTED TO STATE	\$51,784.31	\$55,404.97	\$52,000.00	\$52,000.00	\$0.00	\$42,451.32	\$56,601.76	\$60,000	
08-658-8001	LEASED VEHICLE	\$9,819.64	\$6,705.15	\$35,500.00	\$35,500.00	\$0.00	\$25,988.22	\$34,650.96	\$35,500	
08-658-9500	DEPRECIATION EXPENSE - GAS	\$98,498.37	\$0.00	\$0.00	\$0.00	\$0.00	\$0.00	\$0.00	\$0	
08-658-9501	AMORTIZATION EXPENSE- RIGHT TO USE		\$0.00	\$0.00	\$0.00	\$0.00	\$0.00	\$0.00	\$0	



08-658-9800	CIP - POLY FUSION MACHINE	\$0.00	\$0.00	\$0.00	\$0.00	\$0.00	\$0.00	\$0.00	\$0.00	\$0.00	\$0.00	\$0.00	\$15,000
08-658-9809	INTEREST EXPENSE - RIGHT TO USE	\$0.00	\$0.00	\$0.00	\$0.00	\$0.00	\$0.00	\$0.00	\$0.00	\$0.00	\$0.00	\$0.00	\$0
08-658-9810	CIP - STOPPLE 4" & 6"	\$0.00	\$0.00	\$0.00	\$0.00	\$0.00	\$0.00	\$0.00	\$0.00	\$0.00	\$0.00	\$0.00	\$15,000
08-658-9811	CIP - RATIFIER	\$0.00	\$0.00	\$95,000.00	\$95,000.00	\$34,712.50	\$34,712.50	\$69,425.00	\$0	\$0	\$0	\$0	\$0
08-658-9812	CIP - AUTOMATIVE METERS	\$0.00	\$4,428.50	\$103,796.00	\$103,796.00	\$10,699.92	\$10,699.92	\$14,266.56	\$109,993	\$0	\$0	\$0	\$109,993
08-658-9999	RESERVES - FINANCIAL POLICY	\$0.00	\$0.00	\$0.00	\$0.00	\$0.00	\$0.00	\$47,730.80	\$47,731	\$0	\$0	\$0	\$47,731
<b>CAPITAL EXPENSES</b>		<b>\$1,650,464.02</b>	<b>\$1,688,015.12</b>	<b>\$2,217,000.00</b>	<b>\$2,217,000.00</b>	<b>\$37,467.89</b>	<b>\$1,473,912.58</b>	<b>\$1,995,851.36</b>	<b>\$2,225,000</b>	<b>\$0</b>	<b>\$0</b>	<b>\$0</b>	<b>\$0</b>



# **DEBT SERVICE (INTEREST & SINKING)**

## **PROPOSED 2023-2024**

ACCT NUMBER	ACCOUNT TITLE	ACTUAL EXPERIENCE YEAR 2021	ACTUAL EXPERIENCE YEAR 2022	ORG BUDGET YEAR 2023	CURRENT BUDGET YEAR 2023	ACTUAL EXPERIENCE AS OF 6-30-2023	PROJECTED YEAR END	PROPOSED YEAR 2024
75-534-0410	CURRENT I & S ADVALOREM	\$143,806.73		\$148,758.00	\$148,758.00	\$147,025.05	\$150,025.05	\$147,909
75-534-0420	DELINQUENT I & S	\$3,947.35		\$0.00	\$0.00	\$2,780.74	\$3,280.74	
75-534-0502	PENALTY & INTEREST	\$4,162.93		\$0.00	\$0.00	\$2,807.17	\$3,307.17	
75-534-0503	INTEREST/MISC	\$0.00		\$0.00	\$0.00	\$0.00	\$0.00	
75-534-0504	WATER/SEWER DEBT	\$0.00		\$0.00	\$0.00	\$0.00	\$0.00	
75-534-7001	I&S BANK INTEREST	\$50.94		\$0.00	\$0.00	\$221.35	\$295.13	
75-599-9100	SYSTEM ADDED TRANSFER IN	\$0.00		\$0.00	\$0.00	\$0.00	\$0.00	
75-599-9110	SYSTEM ADDED TRANSFER OUT	\$0.00		\$0.00	\$0.00	\$0.00	\$0.00	
	INTEREST & SINKING REVENUE	\$151,967.95	\$0.00	\$148,758.00	\$148,758.00	\$152,834.31	\$156,908.09	\$147,909

ACCT NUMBER	ACCOUNT TITLE	ACTUAL EXPERIENCE YEAR 2021	ACTUAL EXPERIENCE YEAR 2022	ORG BUDGET YEAR 2023	CURRENT BUDGET YEAR 2023	ACTUAL EXPERIENCE AS OF 6-30-2023	PROJECTED YEAR END	PROPOSED YEAR 2024
75-600-0200	PRINCIPAL - CO SERIES 2011	\$33,600.00		\$33,600.00	\$33,600.00	\$33,600.00	\$33,600.00	\$36,400
75-600-0201	INTEREST - CO SERIES 2011	\$18,239.76		\$16,819.00	\$16,819.00	\$8,764.56	\$16,818.48	\$13,798
75-600-0300	PRINCIPAL - GO SERIES 2011	\$84,000.00		\$90,000.00	\$90,000.00	\$90,000.00	\$90,000.00	\$96,000
75-600-0301	INTEREST - GO SERIES 2011	\$11,439.47		\$8,339.00	\$8,339.00	\$4,971.36	\$8,339.06	\$1,711
	INTEREST & SINKING EXPENSES	\$147,279.23	\$0.00	\$148,758.00	\$148,758.00	\$137,335.92	\$148,757.54	\$147,909



# CAPITAL IMPROVEMENT PLAN

**CITY OF ALPINE**  
**2024-2028 FIVE YEAR CAPITAL PLAN**

**GENERAL FUND**

DEPARTMENT	ITEM-DESCRIPTION	FISCAL YEAR	FUNDING	AMOUNT
ADMINISTRATION	CITY-WIDE SOFTWARE	2024-2028	MULTIPLE FUNDS/DEPARTMENTS	\$ 500,000
ADMINISTRATION	SECURITY SYSTEM	2024-2028	MULTIPLE FUNDS/DEPARTMENTS	\$ 175,000
ADMINISTRATION	OUTDOOR LIGHTING	2024-2028	GENERAL FUND OPERATING	\$ 175,000
ADMINISTRATION	HAZARD MITIGATION PLANNING	2024-2028	GENERAL FUND OPERATING/FEMA GRANT	\$ 100,000
			<b>Administration - Total</b>	<b>\$ 950,000</b>
ALPINE POLICE DEPT	GENERATOR	2023-2024	GENERAL FUND OPERATING	\$ 100,000
ALPINE POLICE DEPT	TASERS	2024-2028	GENERAL FUND OPERATING	\$ 22,500
			<b>Alpine Police Department - Total</b>	<b>\$ 122,500</b>
ANIMAL CONTROL	ANIMAL SHELTER REPAIRS/MAINTENANCE	2023-2025	GENERAL FUND OPERATING	\$ 30,000
ANIMAL SERVICES	GENERATOR	2023		\$ 50,000
			<b>Animal Control Services - Total</b>	<b>\$ 80,000</b>
PUBLIC WORKS-PARKS	PUEBLO NUEVO PARK	2020-2025	GENERAL FUND OPERATING/TPWD	\$ 434,600
PUBLIC WORKS-PARKS	TRACTOR-MOWER	2023-2024	GENERAL FUND OPERATING/ USDA	\$ 35,000
PUBLIC WORKS-PARKS	KUBOTA-MOWER	2023-2024	GENERAL FUND OPERATING/ USDA	\$ 20,250
			<b>PW - Parks - Total</b>	<b>\$ 489,850</b>
PUBLIC WORKS - STREETS	MAINTAINER	2023-2026	GENERAL FUND OPERATING	\$ 250,000
PUBLIC WORKS - STREETS	DUMP TRUCK	2023-2026	GENERAL FUND OPERATING	\$ 100,000
PUBLIC WORKS - STREETS	FRONT END LOADER	2023-2025	GENERAL FUND OPERATING	\$ 85,000
PUBLIC WORKS - STREETS	IN-HOUSE PAVING EQUIPMENT	2024-2028	GENERAL FUND OPERATING	\$ 872,195
PUBLIC WORKS - STREETS	EMPLOYEE LOUNGE AREA	2023-2024	GENERAL FUND OPERATING	\$ 66,997
PUBLIC WORKS - STREETS	FLEET MAINTENANCE FACILITY	2021-2022	GENERAL FUND OPERATING	\$ 60,000
			<b>PW - STREETS - TOTAL</b>	<b>\$ 1,434,192</b>
			<b>GENERAL FUND - TOTAL</b>	<b>\$ 3,076,542</b>

UTILITIES			FISCAL YEAR	FUNDING	AMOUNT
DEPARTMENT	ITEM-DESCRIPTION				
UTILITIES	GENERATORS - WELL FIELDS		2024-2026	UTILITY OPERATING FUND/FEMA	\$ 567,084.00
UTILITIES	WASTEWATER TREATMENT PLANT		2024-2028	UTILITY OPERATING FUND/TWDB	\$ 3,858,000.00
UTILITIES	INFRASTRUCTURE LOCATION/REPLACEMENT		2024-2028	UTILITY OPERATING FUND	\$ 500,000.00
UTILITIES	GIS SYSTEM		2024-2028	UTILITY OPERATING FUND	\$ 250,000.00
UTILITIES	FACILITY MAINTENANCE		2024-2028	UTILITY OPERATING FUND	\$ 40,000.00
UTILITIES	EASTSIDE SEWER EXTENSION		2024-2028	UTILITY OPERATING FUND	\$ 1,686,392.00
UTILITIES	HOUSEHOLD HAZARDOUS WASTE		2023-2024	UTILITY OPERATING FUND	\$ 25,000.00
UTILITIES	AUTOMATED WELL METERS		2023-2025	UTILITY OPERATING FUND	\$ 90,000.00
UTILITIES	REFURBISH WELLS - MUSQUIEZ		2023-2024	UTILITY OPERATING FUND	\$ 125,000.00
UTILITIES	AUTOMATED METERING SYSTEM		2024-2028	UTILITY OPERATING FUND/ARPA	\$ 1,400,000.00
UTILITIES	MANHOLE ADDITIONS		2024-2028	UTILITY OPERATING FUND	\$ 200,000.00
UTILITIES	SUL ROSS STORAGE TANKS		2025	UTILITY OPERATING FUND	\$ 50,000.00
				<b>Utilities - Total</b>	<b>\$ 8,791,476.00</b>

AIRPORT			FISCAL YEAR	FUNDING	AMOUNT
DEPARTMENT	ITEM-DESCRIPTION				
AIRPORT	UPDATE MASTER/LAYOUT PLAN		2024-2028	TxDOT AVIATION/ AIRPORT OPERATING	\$ 150,000
AIRPORT	AWOS REPLACEMENT/RELOCATION		2024-2025	TxDOT AVIATION/AIRPORT OPERATING	\$ 175,000
AIRPORT	TAXIWAY EXPANSION		2023	AIRPORT OPERATING BUDGET	\$ 60,000
AIRPORT	ROTATOR BEACON		2023-2024	TxDOT AVIATION/ AIRPORT OPERATING	\$ 15,000
AIRPORT	RUNWAY 5/23 CRACK SEAL/SEAL COAT		2025-2026	TxDOT AVIATION/AIRPORT OPERATING	\$ 394,500
AIRPORT	KUBOTA		2023-2026	AIRPORT OPERATING BUDGET	\$ 15,000
AIRPORT	COVERED PARKING		2023-2025	AIRPORT OPERATING BUDGET	\$ 20,000
				<b>Airport - Total</b>	<b>\$ 829,500</b>

TOURISM			FISCAL YEAR	FUNDING	AMOUNT
DEPARTMENT	ITEM-DESCRIPTION				
HOT - TOURISM	VISITOR CENTER - UPDATE OF WINDOWS & WALLS		2023	HOT FUNDS	\$ 45,000
HOT - TOURISM	VISITOR CENTER - INTERIOR LAYOUT AND FLOORS		2023	HOT FUNDS	\$ 75,000
HOT - TOURISM	VISITOR CENTER - ROOF AND CEILING REPAIR		2023	HOT FUNDS	\$ 50,000
HOT - TOURISM	VISITOR CENTER - PROCH REPAIR AND SIDEWALKS		2024-2026	HOT FUNDS	\$ 45,000
HOT - TOURISM	VISITOR CENTER UPDATES		2024-2025	HOT FUNDS	\$ 45,000
HOT - TOURISM	DOWNTOWN KIOSK		2025	HOT FUNDS	\$ 31,000
				<b>HOT Funds - Total</b>	<b>\$ 291,000</b>

**GAS DEPARTMENT**

GAS DEPARTMENT	AC/HVAC UNIT	2023-2024 GAS DEPARTMENT OPERATING	\$	35,000
GAS DEPARTMENT	BUILDING UPDATES	2023-2025 GAS DEPARTMENT OPERATING	\$	50,000
GAS DEPARTMENT	AUTOMATED METER READERS	2024-2028 GAS DEPARTMENT OPERATING	\$	204,432
		<b>Gas Department - Total</b>	<b>\$</b>	<b>289,432</b>

**CITY OF ALPINE - TOTAL \$ 13,277,950.00**

**COMPLETED/POSTPONED**

DEPARTMENT	ITEM-DESCRIPTION	FISCAL YEAR	FUNDING
ADMINISTRATION	ALPINE SCHOOL HOUSE REMODEL	2021-2022	GENERAL FUND - ARPA FUNDS
ALPINE POLICE DEPT	DISPATCH COMPUTERS	2023	GENERAL FUND OPERATING
ALPINE POLICE DEPT	K-9 UNIT	2021-2022	DONATION
ALPINE POLICE DEPT	MOBILE HANDHELD RADIOS	2021-2022	GRANT FUNDING
ALPINE POLICE DEPT	MOBILE DATA TERMINAL	2021-2022	GRANT FUNDING
ALPINE POLICE DEPT	APD - BUILDING MAINTENANCE/REMODEL	2021-2022	GENERAL FUND OPERATING
ANIMAL CONTROL	CAT CONDOS	2023	GENERAL FUND OPERATING
ANIMAL CONTROL	HVAC SYSTEM	2021-2022	GENERAL FUND OPERATING
ALPINE POLICE DEPT	HOLDING CELLS	2023	POSTPONED
ALPINE POLICE DEPT	LICENSE PLATE READER	2021-2022	POSTPONED
ANIMAL CONTROL	INCINERATOR	2025-2026	POSTPONED
PUBLIC WORKS-PARKS	SPLASH PAD	2023-2027	POSTPONED General Fund
UTILITIES	BACKHOE (PURCHASED WALK BEHIND TRENCHER)	2023	UTILITY OPERATING FUND
UTILITIES	WWTP - AERATOR & BAR SCREEN(PART OF WWTP)	2023	UTILITIES OPERATING FUNDS & RESERVES UTILITY FUND
AIRPORT	CONSTRUCTION PHASE OF LIGHTING PROJECT	2021 - 2023	TxDOT AVIATION/FAA/AIRPORT OPERATING
AIRPORT	DESIGN PHASE OF LIGHTING PROJECT	2021-2022	CARES ACT
AIRPORT	SEAL COAT 1/19	2021-2022	TxDOT AVIATION/FAA/AIRPORT OPERATING Airport
HOT - TOURISM	VISITOR CENTER RESTROOMS/PAVILLION REMODEL	2021-2022	HOT FUNDS
HOT - TOURISM	OUTDOOR PORTABLE STAGE	2021-2023	POSTPONED HOT Funds
GAS DEPARTMENT	RECTIFIER	2023	GAS DEPARTMENT OPERATING
GAS DEPARTMENT	BAY COVERAGE	2021-2023	GAS DEPARTMENT OPERATING
GAS DEPARTMENT	18' TRAILER	2021-2022	GAS DEPARTMENT OPERATING Gas Dept





**CITY OF ALPINE CAPITAL IMPROVEMENT PLAN  
2024 – 2028 GENERAL FUND**

## CITY WIDE SOFTWARE

RESPONSIBLE DEPARTMENT

ADMINISTRATION

PROJECT MANAGER

CITY OF ALPINE DEPARTMENT HEADS

PROJECTED EXPENSE

\$ 500,000

PRIORITY LEVEL 1



PROJECT DESCRIPTION

Updating and implementation of a city - wide software program. Current software varies department to department and in some cases is no longer supported or maintained by developers. **\*\*\*Update - FY 2022-2023 - development of Enterprise Resource Planning (ERP) Request for Proposal. Address all key departments within the City\*\*\***

FINANCIAL PLAN	2023-2024	2024-2025	2025-2026	2026-2027	2027-2028
	Year 1	Year 2	Year 3	Year 4	Year 5
	\$ 100,000	\$ 100,000	\$ 100,000	\$ 100,000	\$ 100,000

FUNDING SOURCE

General Fund Operating - Departmental Grant Funding  
 Utilities  
 Gas Department  
 Airport

OPERATING BUDGET IMPACT IF COMPLETED

Reduced employee overtime  
 Increased revenue from proper billing

OPERATING BUDGET IMPACT IF NOT COMPLETED

Reduced revenue due to incorrect utility billing  
 Increased wages due to additional time to problem solve and create necessary data sets

PERFORMANCE MEASURES

Overall - Department Performance  
 Increased customer service satisfaction

## SECURITY EQUIPMENT UPGRADE - REPLACEMENT

**RESPONSIBLE DEPARTMENT**

ALPINE POLICE DEPARTMENT

**PROJECT MANAGER**

CITY MANAGER &  
 CHIEF OF POLICE

**PROJECTED EXPENSE**

\$175,000

**PRIORITY LEVEL 1**



**PROJECT DESCRIPTION**

City of Alpine has security video cameras in several buildings and city owned properties. Much of the equipment is need of replacement or updating. In addition, not all facilities are on the same security system, making it harder to properly manage. There are several areas where no security system is installed.

FINANCIAL PLAN	2023-2024	2024-2025	2025-2026	2026-2027	2027-2028
	Year 1	Year 2	Year 3	Year 4	Year 5
	\$ 25,000	\$ 25,000	\$ 50,000	\$ 50,000	\$ 50,000

**FUNDING SOURCE**

GENERAL FUND Grant Funding

UTILITIES

AIRPORT

HOT

**OPERATING BUDGET IMPACT IF COMPLETED**

Annual Maintenance Fees  
 Data Storage Fees (if needed)


**OPERATING BUDGET IMPACT IF NOT COMPLETED**

No impact

**PERFORMANCE MEASURES**

Security will provide continous security for employees, citizens, and property at our many facilities.

## Outdoor Lighting Ordinance

<b>RESPONSIBLE DEPARTMENT</b>	
ADMINISTRATION	
<b>PROJECT MANAGER</b>	
CITY MANAGER	
<b>PROJECTED EXPENSE</b>	
\$ 175,000	PRIORITY LEVEL 2

**PROJECT DESCRIPTION**

Council Approved Ordinance - Outdoor Lighting - Ordinance allows for the community to become compliant within five years of passing of the ordinance. In order to come into compliance lighting sources that do not comply will need to be either updated or replaced. The City will work back with McDonald Observatory and other entities to determine which lighting sources need to be addressed, funding opportunities, and implementation process to come into compliance. FY 2021-2022 - Council approved funds from BBCA to assist with the replacement of non-compliant street lights, initial training provided to City employees. \*\*\*FY 2022-2023 - street light replacement/update initiated through AEP, estimated 193 street lights to be addressed. \*\*\*

FINANCIAL PLAN	2022-2023	2023-2024	2024-2025	2025-2026	2026-2027
	Year 1	Year 2	Year 3	Year 4	Year 5
	\$ -	\$ 25,000	\$ 25,000	\$ 75,000	\$ 50,000

**FUNDING SOURCE**

General Fund Operation Budget  
 Possible grant opportunities

**OPERATING BUDGET IMPACT IF COMPLETED**

Initial update/replacement costs

**OPERATING BUDGET IMPACT IF NOT COMPLETED**

Violation of City Ordinance

**PERFORMANCE MEASURES**

Dark Sky Compliance - reduced night sky lighting

## Hazard Mitigation Program

**RESPONSIBLE DEPARTMENT**

ADMINISTRATION

**PROJECT MANAGER**

CITY MANAGER

**PROJECTED EXPENSE**

\$ 100,000

**PRIORITY LEVEL**      2



**PROJECT DESCRIPTION**

FEMA Building Resilient Infrastructure and Communities (BRIC) Program. Program would provide 1. Code Enforcement (Fire/Flood) Hazard Mitigation, 2. Zoning Update (Flood Management) and 3. Drought Contingency Plan Update.

FINANCIAL PLAN	2023-2024	2024-2025	2025-2026	2026-2027	2027-2028	
	Year 1	Year 2	Year 3	Year 4	Year 5	
	\$ -	\$ 25,000	\$ -	\$ -	\$ -	BRIC - \$75,000 City - \$25,000

**FUNDING SOURCE**

General Fund Operation Budget  
 FEMA BRIC Program - requires a 25% match

**OPERATING BUDGET IMPACT IF COMPLETED**

N/A

**OPERATING BUDGET IMPACT IF NOT COMPLETED**

N/A

**PERFORMANCE MEASURES**

NOTE - City applied during FY 2020-2021 and was not awarded. City can continue to apply each year

# Generator

RESPONSIBLE DEPARTMENT

ALPINE POLICE DEPARTMENT

PROJECT MANAGER

CHIEF OF POLICE

PROJECTED EXPENSE

\$ 100,000

PRIORITY LEVEL 1



PROJECT DESCRIPTION

Replacement of current inoperable generator at the Alpine Police Department. Without the addition of backup power supply, the department will struggle to continue operations effectively. 911 calls will be rerouted until services can be restored. The facility also currently serves as a dedicated emergency shelter for residents and tourists when needed.

FINANCIAL PLAN	2023-2024	2024-2025	2025-2026	2026-2027	2027-2028	
	Year 1	Year 2	Year 3	Year 4	Year 5	
	\$ 100,000	\$ -	\$ -	\$ -	\$ -	

FUNDING SOURCE

General Fund Operating Budget - Alpine Police Department  
 USDA Matching Grant - City matching if awarded is 45% of awarded amount

OPERATING BUDGET IMPACT IF COMPLETED

Annual Maintenance Costs

OPERATING BUDGET IMPACT IF NOT COMPLETED

Additional fees for rental, repairs, and outsourcing services

PERFORMANCE MEASURES

## APD TASER'S

<b>RESPONSIBLE DEPARTMENT</b>		
ALPINE POLICE DEPARTMENT		
<b>PROJECT MANAGER</b>		
CHIEF OF POLICE		
<b>PROJECTED EXPENSE</b>		
\$ 67,224	<b>PRIORITY LEVEL</b>	<b>1</b>



**PROJECT DESCRIPTION**  
 Replacement of outdated/non-operational tasers. Total replacement of 18 tasers. Currently not all APD Officers have availability/access to tasers. This project will be completed in phases.

FINANCIAL PLAN	2023-2024	2024-2025	2025-2026	2026-2027	2027-2028
	Year 1	Year 2	Year 3	Year 4	Year 5
	\$ 10,000	\$ 10,000	\$ 10,000	\$ 10,000	\$ 27,224

**FUNDING SOURCE**  
 General Fund Operating - Police Department

**OPERATING BUDGET IMPACT IF COMPLETED**  
 Maintenance of equipment

**OPERATING BUDGET IMPACT IF NOT COMPLETED**  
 Maintenance of equipment

**PERFORMANCE MEASURES**

## ANIMAL SHELTER REPAIRS & MAINT

**RESPONSIBLE DEPARTMENT**

ANIMAL CONTROL SERVICES

**PROJECT MANAGER**

ANIMAL SERVICES SUPERVISOR

**PROJECTED EXPENSE**

\$ 30,000

**PRIORITY LEVEL**      **1**



**PROJECT DESCRIPTION**

Painting inside and outside dogs runs. Plant grass in play yards for enrichment.

FINANCIAL PLAN	2022-2023	2023-2024	2024-2025	2025-2026	2026-2027
	Year 1	Year 2	Year 3	Year 4	Year 5
	\$ -	\$ 10,000	\$ 10,000	\$ 10,000	

**FUNDING SOURCE**

General Fund Operating Budget - Animal Control Services Department

**OPERATING BUDGET IMPACT IF COMPLETED**

N/A

**OPERATING BUDGET IMPACT IF NOT COMPLETED**

N/A

**PERFORMANCE MEASURES**





## Generator

RESPONSIBLE DEPARTMENT

ANIMAL CONTROL SERVICES

PROJECT MANAGER

JENNIFER STEWART, ACO SUPERVISOR

PROJECTED EXPENSE

\$ 50,000

PRIORITY LEVEL 1



PROJECT DESCRIPTION

Generator for Emergencies, The Shelter needs access to water and electricity every day to keep the animals in our care cleaned up after and cool/warm depending on the time of year. Model is similar to the one used for the Alpine Police Department that is set up to kick on when the power goes out. Kohler 60RCLB 120/240V, 1ph Standby Generator with Aluminum Enclosure

FINANCIAL PLAN	2023-2024	2024-2025	2025-2026	2026-2027	2027-2028	
	Year 1	Year 2	Year 3	Year 4	Year 5	
	\$ 22,500	\$ -	\$ -	\$ -	\$ -	

FUNDING SOURCE

General Fund Operating Budget - Animal Control Services Department  
USDA Matching Grant - City matching if awarded is 45% of awarded amount

OPERATING BUDGET IMPACT IF COMPLETED


Annual Maintenance Costs

OPERATING BUDGET IMPACT IF NOT COMPLETED

N/A

PERFORMANCE MEASURES

## PUEBLO NUEVO PARK IMPROVEMENTS

<b>RESPONSIBLE DEPARTMENT</b>	
PUBLIC WORKS - PARKS DEPARTMENT	
<b>PROJECT MANAGER</b>	
PARKS FOREMAN	
<b>PROJECTED EXPENSE</b>	
\$ 425,000.00	PRIORITY LEVEL 1

**PROJECT DESCRIPTION**  
 Full development of Pueblo Nuevo Park based on the recommendations made by Parks Master Plan.

FINANCIAL PLAN	2021-2022	2022-2023	2023-2024	2024-2025	2025-2026	
	Year 1	Year 2	Year 3	Year 4	Year 5	
	\$ 75,000.00	\$ 75,000.00	\$ 75,000.00			
	In Reserves					


**FUNDING SOURCE**  
 Texas Parks and Wildlife Grant  
 City General Fund Operating Budget - Parks Department

**OPERATING BUDGET IMPACT IF COMPLETED**  
 Additional maintenance

**OPERATING BUDGET IMPACT IF NOT COMPLETED**  
 No Impact

**PERFORMANCE MEASURES**

## TRACTOR MOWER

<b>RESPONSIBLE DEPARTMENT</b>		
PUBLIC WORKS - PARKS DEPARTMENT		
<b>PROJECT MANAGER</b>		
PARKS FOREMAN		
<b>PROJECTED EXPENSE</b>		
\$ 35,000	<b>PRIORITY LEVEL</b>	2
<b>PROJECT DESCRIPTION</b>		
Purchase of new tractor mower to replace current shared mower.		

FINANCIAL PLAN	2023-2024	2024-2025	2025-2026	2026-2027	2027-2028
	Year 1	Year 2	Year 3	Year 4	Year 5
	\$ 15,000	\$ 20,000			

**FUNDING SOURCE**  
 General Fund Operating - Public Works - Parks Department

Possible grant assistance - USDA

**OPERATING BUDGET IMPACT IF COMPLETED**  
 Decrease in maintenance costs

**OPERATING BUDGET IMPACT IF NOT COMPLETED**  
 Increase in maintenance cost

**PERFORMANCE MEASURES**

## KUBOTA MOWER

**RESPONSIBLE DEPARTMENT**

PUBLIC WORKS - PARKS DEPARTMENT

**PROJECT MANAGER**

PARKS FOREMAN

**PROJECTED EXPENSE**

\$ 20,250

**PRIORITY LEVEL** 1



**PROJECT DESCRIPTION**

Mower to replace aged existing fleet.

FINANCIAL PLAN	2023-2024	2024-2025	2025-2026	2026-2027	2027-2028
	Year 1	Year 2	Year 3	Year 4	Year 5
	\$ 20,250	\$			

**FUNDING SOURCE**

General Fund Operating Budget - Public Works - Park Department  
 USDA Grant

**OPERATING BUDGET IMPACT IF COMPLETED**

Decreased maintenance costs

**OPERATING BUDGET IMPACT IF NOT COMPLETED**

Increased maintenance costs

**PERFORMANCE MEASURES**

## 10" BLADE MAINTAINER

RESPONSIBLE DEPARTMENT

PUBLIC WORKS - STREET DEPARTMENT

PROJECT MANAGER

PUBLIC WORKS DIRECTOR

PROJECTED EXPENSE

\$ 150,000.00

PRIORITY LEVEL 1



PROJECT DESCRIPTION

Current City owned maintainer has a 14 ft. blade and is not usable in smaller areas within the City. Example - Street department is unable to properly fix shoulders, maintain alleyways, and assist parks (baseball diamonds). This piece of equipment would be an addition resource.

FINANCIAL PLAN	2023-2024	2024-2025	2025-2026	2026-2027	2027-2028
	Year 1	Year 2	Year 3	Year 4	Year 5
	\$ 50,000.00	\$ 50,000.00	\$ 100,000.00	\$ 50,000.00	

FUNDING SOURCE

General Fund Operating Budget

OPERATING BUDGET IMPACT IF COMPLETED

No Impact

OPERATING BUDGET IMPACT IF NOT COMPLETED

No Impact

PERFORMANCE MEASURES

## DUMP TRUCK

RESPONSIBLE DEPARTMENT

PUBLIC WORKS - STREETS DEPARTMENT

PROJECT MANAGER

PUBLIC WORKS DIRECTOR

PROJECTED EXPENSE

\$ 100,000.00

PRIORITY LEVEL 1



PROJECT DESCRIPTION

Replacement of older dump truck - over 20 years old. Older model would be used as a backup when needed to allow the street department be more efficient during paving season.

FINANCIAL PLAN	2023-2024	2024-2025	2025-2026	2026-2027	2027-2028	
	Year 1	Year 2	Year 3	Year 4	Year 5	
	\$ 45,000.00	\$ 15,000.00	\$ 20,000.00	\$ 20,000.00	\$ -	

FUNDING SOURCE

General Fund Operating Budget

OPERATING BUDGET IMPACT IF COMPLETED

Decreased maintenance costs

OPERATING BUDGET IMPACT IF NOT COMPLETED

Increased maintenance costs

PERFORMANCE MEASURES

## FRONT END LOADER

RESPONSIBLE DEPARTMENT

PUBLIC WORKS - STREET DEPARTMENT

PROJECT MANAGER

PUBLIC WORKS DIRECTORLL

PROJECTED EXPENSE

\$ 85,000.00

PRIORITY LEVEL 1



PROJECT DESCRIPTION

Replace current front end loader which is over 20 years old. Equipment is used and maintained regularly, unfortunately the age of the equipment has made it hard to keep maintained.

FINANCIAL PLAN	2023-2024	2024-2025	2025-2026	2026-2027	2027-2028
	Year 1	Year 2	Year 3	Year 4	Year 5
	\$ 20,000.00	\$ 30,000.00	\$ 35,000.00	\$ -	\$ -

FUNDING SOURCE

General Fund Operating Budget - Streets Department

USDA Grant Funding

OPERATING BUDGET IMPACT IF COMPLETED


Decreased maintenance costs

OPERATING BUDGET IMPACT IF NOT COMPLETED

Continued increase in maintenance costs

PERFORMANCE MEASURES

### IN HOUSE - PAVING EQUIPMENT (PACKAGE)

<b>RESPONSIBLE DEPARTMENT</b>		 <div style="background-color: yellow; padding: 10px; text-align: center;"> <h2>Cat® AP400</h2> <p>Asphalt Paver</p> </div>
PUBLIC WORKS - STREET DEPARTMENT		
<b>PROJECT MANAGER</b>		
PUBLIC WORKS DIRECTOR		
<b>PROJECTED EXPENSE</b>		
\$ 872,195.00	PRIORITY LEVEL 1	

**PROJECT DESCRIPTION**  
*The purchase of several heavy equipment items to bring paving back into the Public Works Department. City has multiple options on funding of items 1)Purchase all items and decrease outsourced paving and sealcoating for one to two years. 2) Lease all items and budget accordingly 3)Prioritize and purchase one piece of equipment a year or 4) Payment plan. EQUIPMENT INCLUDES:*  
 AP400-07 - ASPHALT PAVER - \$364,850  
 938 M - WHEEL LOADER - \$288,630  
 4.0-03 - UTILITY COMPACTOR - \$75,050  
 02 - ASPHALT COMPACTOR - \$143,665

CB  
CB7 -

FINANCIAL PLAN	2023-2024	2024-2025	2025-2026	2026-2027	2027-2028
	Year 1	Year 2	Year 3	Year 4	Year 5
PURCHASE	\$ 872,195.00	\$ -	\$ -	\$ -	\$ -
LEASE	SEE ADDITIONAL INFORMATION				

**FUNDING SOURCE**  
 General Fund Operating Budget - Streets Department

**OPERATING BUDGET IMPACT IF COMPLETED**  
 Decreased maintenance costs

**OPERATING BUDGET IMPACT IF NOT COMPLETED**  
 Continued increase in maintenance costs

**PERFORMANCE MEASURES**





### EMPLOYEE LOUNGE AREA

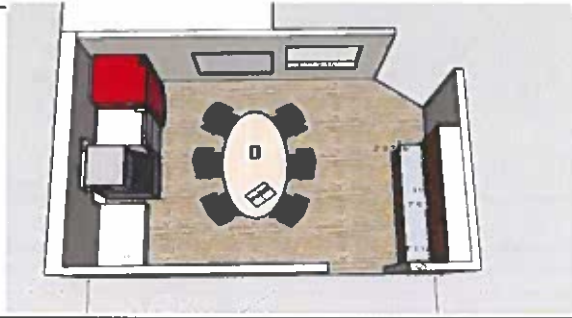
**RESPONSIBLE DEPARTMENT**  
PUBLIC WORKS - STREETS DEPARTMENT

**PROJECT MANAGER**

**PUBLIC WORKS DIRECTOR**

**PROJECTED EXPENSE**  
\$ 66,997.00

**PRIORITY LEVEL** 1



**PROJECT DESCRIPTION**  
Project consists on remodeling a portion of the current warehouse to include a designated area for employees to meet and/or take a break.

FINANCIAL PLAN	2023-2024	2024-2025	2025-2026	2026-2027	2027-2028
	Year 1	Year 2	Year 3	Year 4	Year 5
	\$ 30,000.00	\$ 36,997.00			

**FUNDING SOURCE**  
General Fund Operating Budget

**OPERATING BUDGET IMPACT IF COMPLETED**  
Additional maintenance costs

**OPERATING BUDGET IMPACT IF NOT COMPLETED**  
No Impact

**PERFORMANCE MEASURES**

		<h2>Estimate</h2>			
City of Alpine Megan Aron, CPA Director of Finance Alpine, Texas 79830 (432) 937-3301		<b>Lot</b> \$0.00 <b>Total Construction Cost</b> \$51,815.00 <b>Overhead and General Expe</b> \$2,228.35 <b>Profit</b> \$12,953.75 <b>Total Sale Price</b> \$66,997.00		Other \$0.00 Mechanical (except fixtures) \$11,900.00 Plumbing (except fixtures) \$2,450.00 Electrical (except fixtures) \$3,850.00 HVAC \$5,200.00 Other \$0.00	
<b>Site</b> \$6.00 Lot Cost after closing \$0.00 Other \$0.00		<b>Construction Costs</b> \$8.00 Building Permit Fees \$0.00 Impact Fee \$0.00 Water and Sewer Fees Inspections \$0.00 Architecture and Engineering \$0.00 Other \$0.00		<b>Interior Finishes</b> \$23,820.00 Insulation \$2,650.00 Drywall \$4,200.00 Interior Trim \$1,200.00 Mirrors \$0.00 Doors included above \$0.00 Painting \$2,800.00 Lighting \$0.00 Cabinets by owner \$6,870.00 Countertops \$2,900.00 Appliances \$0.00 Flooring \$3,400.00 Plumbing Fixtures by owner \$0.00 Fireplace \$0.00 Other \$0.00	
<b>Structures, Etc.</b> \$8.00 Excavation \$0.00 Concrete \$0.00 Retaining walls \$0.00 Backfill \$0.00 Other \$0.00		<b>Finishes</b> \$6,758.80 Framing (not including crib/battress) \$4,750.00 Trusses (if using trusses) \$0.00 Sheathing (if not included above) \$0.00 Clans of metal and steel \$0.00 Other \$0.00		<b>Site Work</b> \$400.00 Landscaping \$0.00 Outdoor structures (deck, patio, porches) \$0.00 Driveway/approach \$0.00 Clean Up \$600.00 Other \$0.00	
<b>Exterior Finishes</b> \$7,145.80 Exterior Wall Finish \$1,800.00 Paving \$0.00 Windows and doors \$5,645.00 Garage Doors \$0.00					

## FLEET MAINTENANCE FACILITY

**RESPONSIBLE DEPARTMENT**


PUBLIC WORKS - STREETS DEPARTMENT

**PROJECT MANAGER**

PUBLIC WORKS DIRECTOR

**PROJECTED EXPENSE**

\$ 60,000.00                      PRIORITY LEVEL      1



**PROJECT DESCRIPTION**

Project consists of the construction of an addition to the current yard facility. The expansion would create additional space for the mechanics to maintain the current cities fleet and leased vehicles. The current facility would continue to be used to service larger equipment pieces.

FINANCIAL PLAN	2023-2024	2024-2025	2025-2026	2026-2027	2027-2028
	Year 1	Year 2	Year 3	Year 4	Year 5
	\$ 30,000.00	\$ 30,000.00			

**FUNDING SOURCE**

General Fund Operating Budget

**OPERATING BUDGET IMPACT IF COMPLETED**

Additional utilities and maintenance costs

**OPERATING BUDGET IMPACT IF NOT COMPLETED**

No Impact

**PERFORMANCE MEASURES**



**CITY OF ALPINE CAPITAL IMPROVEMENT PLAN  
2024 – 2028 UTILITIES**

## WASTEWATER TREATMENT PLANT

**RESPONSIBLE DEPARTMENT**

UTILITIES - WATER/WASTEWATER/SANITATION

**PROJECT MANAGER**

UTILITIES DIRECTOR

**PROJECTED EXPENSE**

\$ 5,600,000.00

**PRIORITY LEVEL**

1



**PROJECT DESCRIPTION**

This project is a complete update to the current wastewater treatment plant. The current condition is critical and each area of concern will need to be addressed in the order recommend by engineers to ensure continued operations of the facility. In addition, TCEQ compliance must be maintained to prevent additional setbacks and financial impacts. This is a multi-phased project that includes 1)Update/replacement of racetrack aerators 2)replacement of manual bar screen with automated 3)Update/replacement of electrical system to create one uniformed electrical system 4)Repair/update and maintenance of clarifiers 5)Refurbishment of drying beds 6)Any additional improvements to ensure continued operation of plant. FY 2021-2022 Council approved Wastewater Treatment Plant evaluation. \*\*\*Automated Bar Screen and installation of second aerator contract award and funds allocated - completed FY 2022-2023. FY 2022-2023 - \$5.6 million dollar grant application submitted through Congressman Tony Gonzales Office.\*\*\*

FINANCIAL PLAN	2023-2024	2024-2025	2025-2026	2026-2027	2027-2028
	Year 1	Year 2	Year 3	Year 4	Year 5

Project dependent on additional outside funding sources.

**FUNDING SOURCE**

- Utility operating budget
- TWDB - Texas Water Development Board Grant/Funding Opportunities
- USDA
- Private Funding


**OPERATING BUDGET IMPACT IF COMPLETED**

Reduced maintenance costs

**OPERATING BUDGET IMPACT IF NOT COMPLETED**


- Increased maintenance costs
- TCEQ Enforcement

**PERFORMANCE MEASURES**



## OLD INFRASTRUCTURE LOCATION AND REPLACEMENT

<b>RESPONSIBLE DEPARTMENT</b>
UTILITIES - WATER/WASTEWATER/SANITATION
<b>PROJECT MANAGER</b>
UTILITIES DIRECTOR
<b>PROJECTED EXPENSE</b>
\$ 500,000.00



**PROJECT DESCRIPTION**  
 Project would include the planning, mapping, and implementation of determining a replacement plan for the City's current water and waste infrastructure. The first phase would be the location of all infrastructure owned by the City. Additional outside funding may need to be obtained after determination is made on the proper replacement plan. Replacement plan would include which sections of infrastructure need to be replaced from top priority down to lowest priority. **\*\*\*FY 2022-2023 - City staff initiated required location and inventory of infrastructure as required by EPA & TCEQ for Lead and Copper. PIF (Project Information Form) submitted to Texas Water Development Board on behalf of City that would provide possible funding\*\*\***

FINANCIAL PLAN	2023-2024	2024-2025	2025-2026	2026-2027	2027-2028
	Year 1	Year 2	Year 3	Year 4	Year 5
	\$ 100,000.00	\$ 10,000.00	\$ 100,000.00	\$ 100,000.00	\$ 100,000.00

**FUNDING SOURCE**  
 Utility operating budget  
 TWDB - Texas Water Development Board Grant/Funding Opportunities

**OPERATING BUDGET IMPACT IF COMPLETED**  
 Reduced maintenance costs

**OPERATING BUDGET IMPACT IF NOT COMPLETED**  
 Continued increase in maintenance, supplies, and labor

**PERFORMANCE MEASURES**  
 Completed infrastructure plan and maintenance program

## UTILITY GIS SYSTEM

**RESPONSIBLE DEPARTMENT**

UTILITIES - WATER/WASTEWATER/SANITATION

**PROJECT MANAGER**

UTILITIES DIRECTOR

**PROJECTED EXPENSE**

\$ 50,000.00 to \$ 250,000.00 **PRIORITY LEVEL** 1



**PROJECT DESCRIPTION**

The projected expense would be to initiate the program. The program would include the purchase of GIS software and plan development to GIS all water, wastewater, and sanitation infrastructure and equipment. This project would be completed in phases to allow for proper implementation, training and funding. \*\*\*FY 2022-2023 - initiated discussion with ESRI. Gas Utility currently utilizes ESRI as the GIS software and the City may be able to overlap the utilities and maintain autonomy.\*\*\*

FINANCIAL PLAN	2022-2023	2023-2024	2024-2025	2025-2026	2026-2027
	Year 1	Year 2	Year 3	Year 4	Year 5
	\$ -	\$ 50,000.00	\$ -	\$ -	\$ -

**FUNDING SOURCE**

Utility operating budget

**OPERATING BUDGET IMPACT IF COMPLETED**

Additional maintenance cost, training, and staffing

**OPERATING BUDGET IMPACT IF NOT COMPLETED**

**PERFORMANCE MEASURES**

Performance Measures will be dependent on data sets available through software.

### FACILITY MAINTENANCE

RESPONSIBLE DEPARTMENT

UTILITIES - WATER/WASTEWATER/SANITATION

PROJECT MANAGER

UTILITIES DIRECTOR

PROJECTED EXPENSE

\$ 40,000.00

PRIORITY LEVEL 2



PROJECT DESCRIPTION

Update current facilities - flooring, restrooms, removal and construction of pergola/awning. Pergola currently is falling apart and is unsafe to residents and employees. Facility locations include 309 W Sul Ross and 109 N. 8th Street

FINANCIAL PLAN	2023-2024	2024-2025	2025-2026	2026-2027	2027-2028
	Year 1	Year 2	Year 3	Year 4	Year 5
	\$ 10,000.00	\$ 10,000.00	\$ 10,000.00	\$ 10,000.00	\$

FUNDING SOURCE

Utility operating budget



OPERATING BUDGET IMPACT IF COMPLETED

Reduced maintenance costs


OPERATING BUDGET IMPACT IF NOT COMPLETED

Increased maintenance costs

PERFORMANCE MEASURES



## EASTSIDE SEWER EXTENSION

<b>RESPONSIBLE DEPARTMENT</b>	
UTILITIES - WATER/WASTEWATER/SANITATION	
<b>PROJECT MANAGER</b>	
UTILITIES DIRECTOR	
<b>PROJECTED EXPENSE</b>	
\$ 1,700,000.00	<b>PRIORITY LEVEL 2</b>

**PROJECT DESCRIPTION**  
To provide service to the Eastside of Alpine, to include annexed areas with no current access to sewer services. Project consists of laying 8,200 feet of sewer lines, 2250 feet of forced main, and a new larger lift station to handle the additional sewage. The larger lift station would replace the existing four lift stations currently in use. Project would provide access to sewer services to Travelodge, Penny Diner, Mobile Home Park, Best Value Inn, Tri-County Steel and Concrete, Big Bend Saddlery, Hip O Taxidermy, Valero, Outwest Feed and Supply, Oasis Tire Company, Alpine Auto Sales, Quality Inn, RV Park, Alon, Holiday Inn Express, Pizza Hut, Tractor Supply, McCoy's Building Supply, Dairy Queen, Big Bend Mini Storage, Sul Ross Meat Market and other possible economic development in the area. The initial engineering review and recommendations has been completed.

FINANCIAL PLAN	2023-2024	2024-2025	2025-2026	2026-2027	2027-2028
	Year 1	Year 2	Year 3	Year 4	Year 5
	\$ 333,728.46	\$ 333,728.46	\$ 333,728.46	\$ 333,728.46	\$ 333,728.46

**FUNDING SOURCE**  
Utility operating budget  
TWDB - Texas Water Development Board Grant/Funding Opportunities  
USDA

**OPERATING BUDGET IMPACT IF COMPLETED**  
Additional maintenance and labor  
Cost analysis is outdated and true cost in current market would be substantially higher

**OPERATING BUDGET IMPACT IF NOT COMPLETED**  
Reduced Economic Development

**PERFORMANCE MEASURES**

**Attachment 5 – Opinion of Probable Cost**

Item	Description	Unit	Quantity	Unit Cost	Total Cost
<b>Construction Costs</b>					
1	Bonds and Mobilization	LS	1	\$50,000.00	\$50,000.00
2	Proposed Hwy 67 Lift Station	LS	1	\$350,000.00	\$350,000.00
3	Pre-cast Concrete Manhole	EA	17	\$5,000.00	\$85,000.00
4	8" DR21 CL200 PVC Sewer Force Main	LF	2,250	\$30.00	\$67,500.00
5	8" SDR 35 PVC Sewer Line	LF	6,550	\$50.00	\$327,500.00
6	8" SDR 35 PVC Sewer Line	LF	1,650	\$60.00	\$99,000.00
7	14" Bore and Steel Encasement	LF	120	\$200.00	\$24,000.00
8	6" and 8" Slick Bores	LF	2,200	\$100.00	\$220,000.00
9	Force Main Connection	EA	1	\$1,500.00	\$1,500.00
10	Sewer Service Connections	EA	23	\$1,000.00	\$23,000.00
11	Metal Detectable Tape	LF	10,450	\$0.25	\$2,612.50
<b>Construction Sub-Total</b>					<b>\$1,250,112.50</b>
Contingencies (10%)					\$125,011.25
<b>CONSTRUCTION TOTAL</b>					<b>\$1,375,123.75</b>
<b>Non-Construction Costs</b>					
					<b>Total Cost</b>
Engineering and Surveying (15%)					\$206,268.56
Inspection					\$80,000.00
ROW Acquisition					\$25,000.00
<b>ENGINEERING SERVICES TOTAL</b>					<b>\$311,268.56</b>
<b>PROJECT TOTAL</b>					<b>\$1,686,392.31</b>



## HOUSEHOLD HAZARDOUS WASTE

<b>RESPONSIBLE DEPARTMENT</b>
UTILITIES - WATER/WASTEWATER/SANITATION
<b>PROJECT MANAGER</b>
ENVIRONMENTAL SERVICES COORDINATOR
<b>PROJECTED EXPENSE</b>
\$ 37,000.00                      PRIORITY LEVEL                      2



**PROJECT DESCRIPTION**  
 In order to address the need of proper hazardous waste materials from household residents (paint, antifreeze, single -use batteries, herbicides and pesticides), Environmental Service's project would consist of constructing a secure location for offsite storage of the materials before being properly disposed of.

FINANCIAL PLAN	2023-2024	2024-2025	2025-2026	2026-2027	2027-2028
	Year 1	Year 2	Year 3	Year 4	Year 5
	\$ 20,000.00	\$ 17,000.00	\$ -	\$ -	\$ -

**FUNDING SOURCE**  
 Utility operating budget  
 SWAC Grant funding

**OPERATING BUDGET IMPACT IF COMPLETED**  
 Additional disposal expenses  
 Current market prices for materials have increased dramatically

**OPERATING BUDGET IMPACT IF NOT COMPLETED**  
 Cost increase to cover illegal dumping

**PERFORMANCE MEASURES**

## AUTOMATED WELL METERS

RESPONSIBLE DEPARTMENT

UTILITIES - WATER/WASTEWATER/SANITATION

PROJECT MANAGER

UTILITIES DIRECTOR

PROJECTED EXPENSE

\$ 90,000.00

PRIORITY LEVEL 2



PROJECT DESCRIPTION

City currently has thirteen water wells. Update current manual metering methods at each well sight to gain clear data collections and consistent communication with SCADA system. Could be included with the update of residential meters to smart meters.

FINANCIAL PLAN	2023-2024	2024-2025	2025-2026	2026-2027	2027-2028
	Year 1	Year 2	Year 3	Year 4	Year 5
	\$ 30,000.00	\$ 30,000.00	\$ 30,000.00	\$ -	\$ -

FUNDING SOURCE

Utility operating budget

OPERATING BUDGET IMPACT IF COMPLETED

No Impact

OPERATING BUDGET IMPACT IF NOT COMPLETED

No Impact

PERFORMANCE MEASURES

### Typical Smart Water Meter System

A wire runs from the water meter inside the home to a communications module located outside the home which in turn wirelessly communicates interval data to the smart electric meter. The smart electric meter later sends the data back to the utility.



## Musquiz Well Refurbishment

RESPONSIBLE DEPARTMENT

UTILITIES - WATER/WASTEWATER/SANITATION

PROJECT MANAGER

UTILITIES DIRECTOR

PROJECTED EXPENSE

\$ 125,000.00

PRIORITY LEVEL 2



PROJECT DESCRIPTION

Project would consist of bringing Musquiz's wells 8 and 9 back online to help relieve the load on the other wells in the area. Project can be completed in phases.

FINANCIAL PLAN	2023-2024	2024-2025	2025-2026	2026-2027	2027-2028
	Year 1	Year 2	Year 3	Year 4	Year 5
	\$ 75,000.00	\$ 50,000.00	\$ -	\$ -	\$ -

FUNDING SOURCE

Utility operating budget

Will need to re-quote project

OPERATING BUDGET IMPACT IF COMPLETED

Decrease maintenance and demand on current operational wells

OPERATING BUDGET IMPACT IF NOT COMPLETED

Continued maintenance and demand on operational wells

PERFORMANCE MEASURES



## SMART WATER METERS

RESPONSIBLE DEPARTMENT

UTILITIES - WATER/WASTEWATER/SANITATION

PROJECT MANAGER

UTILITIES DIRECTOR

PROJECTED EXPENSE

\$ 1,400,000.00 PRIORITY LEVEL 2

### Automated Meter Infrastructure and Smart Water Metering



PROJECT DESCRIPTION

City currently has roughly 2800 meters that are read monthly by one employee. Updating to smart meters would reduce the amount of labor needed to collect data on each meter. It would enable better oversight of water sales, water losses, and disputes on usage. Would provide up to date information and allow citizens more visibility to their usage. This project could be completed in phases over multiple years. Project can be implemented in phases to address available funding.

FINANCIAL PLAN	2023-2024	2024-2025	2025-2026	2026-2027	2027-2028
	Year 1	Year 2	Year 3	Year 4	Year 5
	\$ 250,000.00	\$ 250,000.00	\$ 250,000.00	\$ 250,000.00	\$ 400,000.00

FUNDING SOURCE

Utility operating budget  
 Possible use of grant funding - American Rescue Plan Act  
 Texas Water Development Board Grants/Loans  
 Infrastructure Bill

OPERATING BUDGET IMPACT IF COMPLETED

Increase revenue from improved meter readings  
 Reduced meter reading and billing time

OPERATING BUDGET IMPACT IF NOT COMPLETED

Continued loss of revenue from inaccurate meter readings

PERFORMANCE MEASURES

Improved customer service satisfaction  
 Increased revenue

### Typical Smart Water Meter System

A wire runs from the water meter inside the home to a communications module located outside the home which in turn wirelessly communicates interval data to the smart electric meter. The smart electric meter later sends the data back to the utility.



## MANHOLES

**RESPONSIBLE DEPARTMENT**

UTILITIES - WATER/WASTEWATER/SANITATION

**PROJECT MANAGER**

UTILITIES DIRECTOR

**PROJECTED EXPENSE**

\$ 200,000.00

**PRIORITY LEVEL** 2



**PROJECT DESCRIPTION**

Project would involve the addition, replacement, and the increase of grade of multiple manholes around the City of Alpine. Project could be completed in phases and meet state requirements. Cost of project are estimated at this time. Once an evaluation is completed, the CIP would be adjusted to include updated costs.

FINANCIAL PLAN	2023-2024	2024-2025	2025-2026	2026-2027	2027-2028	
	Year 1	Year 2	Year 3	Year 4	Year 5	
	\$ 25,000.00	\$ 50,000.00	\$ 50,000.00	\$ 50,000.00	\$ 25,000.00	

**FUNDING SOURCE**

Utility operating budget

**OPERATING BUDGET IMPACT IF COMPLETED**

No Impact

**OPERATING BUDGET IMPACT IF NOT COMPLETED**

No Impact

**PERFORMANCE MEASURES**

## SUL ROSS STORAGE TANKS

**RESPONSIBLE DEPARTMENT**

UTILITIES - WATER/WASTEWATER/SANITATION

**PROJECT MANAGER**

UTILITIES DIRECTOR

**PROJECTED EXPENSE**

\$ 50,000.00

PRIORITY LEVEL 3

**Tank: Sul Ross #1**

500,000 gallon capacity.

32' High / 52' Diameter

Overflow Level: 29'



**PROJECT DESCRIPTION**

There are two storage tanks located on Sul Ross campus that have been under question as to ownership. TCEQ provided information that the City is responsible for actual maintenance of the tanks as the water stored in them is City owned. These tanks will need to be refurbished; which includes repairing rust spots, repainting, installing manual level indicators and installation of SCADA monitoring.

FINANCIAL PLAN	2023-2024	2024-2025	2025-2026	2026-2027	2027-2028
	Year 1	Year 2	Year 3	Year 4	Year 5
	\$ -	\$ 50,000.00	\$ -	\$ -	\$ -

**FUNDING SOURCE**

Utility operating budget

**OPERATING BUDGET IMPACT IF COMPLETED**

No Impact

**OPERATING BUDGET IMPACT IF NOT COMPLETED**

Possible TCEQ Fines

**PERFORMANCE MEASURES**

**Tank: Sul Ross #2**

100,000 gallon capacity.

25' High / 26' Diameter

Overflow Level: 23'





**CITY OF ALPINE CAPITAL IMPROVEMENT PLAN  
2024 – 2028 AIRPORT**

## AIRPORT MASTER - LAYOUT PLAN UPDATING

**RESPONSIBLE DEPARTMENT**

ALPINE CASPARIS MUNICIPAL AIRPORT

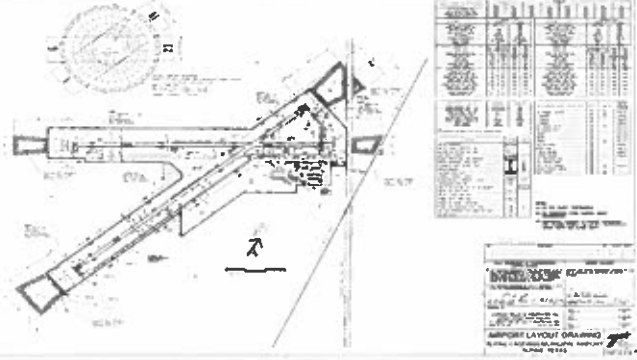
**PROJECT MANAGER**

AIRPORT SUPERVISOR

**PROJECTED EXPENSE**

\$ 150,000

PRIORITY LEVEL 1



**PROJECT DESCRIPTION**

The current airport masterplan and layout plan is over 10 years old. The plan is utilized for grant planning and future development. It is important to keep current. **\*\*\*FY 2022-2023 budgeted City matching portion based on TxDOT Aviation CIP\*\*\***

FINANCIAL PLAN	2022-2023	2023-2024	2024-2025	2025-2026	2026-2027	
	Year 1	Year 2	Year 3	Year 4	Year 5	
	\$ 25,000		\$ -	\$ -	\$ -	Funding allocated FY 2023, dependent on TxDOT Aviation

**FUNDING SOURCE**

TxDOT Aviation Grant funding and matching Airport Operating Funds

**OPERATING BUDGET IMPACT IF COMPLETED**

No Impact

**OPERATING BUDGET IMPACT IF NOT COMPLETED**


Possible decline in further expansion and grant opportunities.

**PERFORMANCE MEASURES**

Improved development and needs plan for the airport.



## AIRPORT AWOS UPGRADE AND RELOCATION

<b>RESPONSIBLE DEPARTMENT</b>	
ALPINE CASPARIS MUNICIPAL AIRPORT	
<b>PROJECT MANAGER</b>	
AIRPORT SUPERVISOR	
<b>PROJECTED EXPENSE</b>	
\$ 175,000	<b>PRIORITY LEVEL      1</b>
<b>PROJECT DESCRIPTION</b>	
Replace and relocate outdated AWOS - Automated Weather Observing System.	

FINANCIAL PLAN	2023-2024	2024-2025	2025-2026	2026-2027	2027-2028
	Year 1	Year 2	Year 3	Year 4	Year 5
	\$ 21,875	\$ 21,875			
Dependent on TxDOT	\$ 43,750				

**FUNDING SOURCE**  
 Texas Department of Transportation - Aviation Division grant support project. 75% funded by State, 25% funded by City of Alpine. TxDOT Aviation CIP lists the project to be eligible for funding in either FY2024 or FY2025. City required match - \$43,750.


**OPERATING BUDGET IMPACT IF COMPLETED**  
 N/A

**OPERATING BUDGET IMPACT IF NOT COMPLETED**  
 Continued maintenance expenses

**PERFORMANCE MEASURES**  
 Passing of annual inspection without additional required maintenance or equipment replacement

Update

## AIRPORT TAXIWAY EXPANSION

<b>RESPONSIBLE DEPARTMENT</b>	
ALPINE CASPARIS MUNICIPAL AIRPORT	
<b>PROJECT MANAGER</b>	
AIRPORT SUPERVISOR	
<b>PROJECTED EXPENSE</b>	
\$ 60,000.00	<b>PRIORITY LEVEL      1</b>
<b>PROJECT DESCRIPTION</b>	
Expansion of taxiway to new hangar construction. FY 2021 - 2022 - due to increase pricing of paving - contract award for first phase of paving for \$60,000.	

FINANCIAL PLAN	2022-2023	2023-2024	2024-2025	2025-2026	2026-2027
	Year 1	Year 2	Year 3	Year 4	Year 5
	\$ 60,000	\$ 60,000	\$ -	\$ -	\$ -

FY 2021-2022 - portion of taxiway paved for \$60,000

<b>FUNDING SOURCE</b>
Airport Operating Budget

Yearly allocation dependent on FAA & TxDOT Aviation required City Matching

<b>OPERATING BUDGET IMPACT IF COMPLETED</b>
Additional maintenance

<b>OPERATING BUDGET IMPACT IF NOT COMPLETED</b>
N/A

<b>PERFORMANCE MEASURES</b>
-----------------------------

<b>Update</b>
<b>Project Modified: FY 2021-2022</b>
New taxiway will now be extended from the current taxiway going to the west which will run on the northside of hangar #43 and hangar #44. Taxiway will run to the end of hangar #39 which will allow for further taxiway expansion and hangars to the south.
Cost will be renegotiated for the allowable limit of \$60,000 or less.

## AIRPORT ROTATOR BEACON

**RESPONSIBLE DEPARTMENT**

ALPINE CASPARIS MUNICIPAL AIRPORT

**PROJECT MANAGER**

AIRPORT SUPERVISOR

**PROJECTED EXPENSE**

\$ 15,000

**PRIORITY LEVEL**      **1**



**PROJECT DESCRIPTION**

Replacement of current outdated rotating beacon. Current beacon continues to decline in providing a consistent lighting source for aviation.

FINANCIAL PLAN	2023-2024	2024-2025	2025-2026	2026-2027	2027-2028	
	Year 1	Year 2	Year 3	Year 4	Year 5	
	\$ 3,500	\$ 3,500				

**FUNDING SOURCE**

Airport Operating Budget

TxDOT Aviation RAMP Grant

**OPERATING BUDGET IMPACT IF COMPLETED**

No Impact

**OPERATING BUDGET IMPACT IF NOT COMPLETED**

Increased Maintenance, safety concerns

**PERFORMANCE MEASURES**

## AIRPORT RUNWAY 5/23 - CRACK SEAL/SEALCOAT

**RESPONSIBLE DEPARTMENT**

ALPINE CASPARIS MUNICIPAL AIRPORT

**PROJECT MANAGER**

AIRPORT SUPERVISOR

**PROJECTED EXPENSE**

\$394,500

PRIORITY LEVEL

1



**PROJECT DESCRIPTION**

Crack seal/Seal coat runway 05/23

FINANCIAL PLAN	2023-2024	2024-2025	2025-2026	2026-2027	2027-2028
	Year 1	Year 2	Year 3	Year 4	Year 5
		\$19,725.00	\$19,725.00	\$0.00	

**FUNDING SOURCE**

Estimated Project Expense- Based on prior year project (Rehab 1/19) and dependent on Texas Department of Transportation - Aviation Division Funding. 90% funded by FAA/State, 10% funded by City of Alpine. City required estimated match \$39,450. Other possible funding source depending on size/cost of project could be Ramp Grant which is a 50/50 split.

**OPERATING BUDGET IMPACT IF COMPLETED**

Sealer/Manpower/Foreign Object Debris (FOD) Removal

**OPERATING BUDGET IMPACT IF NOT COMPLETED**

Potential liability for airplane engine replacement for ingesting FOD

**PERFORMANCE MEASURES**

Rehabbing the surface will provide longevity over the useful life of the runway.

## AIRPORT KUBOTA-TUG UPGRADE

**RESPONSIBLE DEPARTMENT**

ALPINE CASPARIS MUNICIPAL AIRPORT

**PROJECT MANAGER**

AIRPORT SUPERVISOR

**PROJECTED EXPENSE**

\$ 15,000

**PRIORITY LEVEL**      **2**



**PROJECT DESCRIPTION**

Airport currently utilizes two different pieces of equipment (4 wheeler and Tug) to complete multiple tasks. The purchase of a Kubota would eliminate both out dated pieces of equipment and will be utilized as a tug, bed can be used to place herbicide tank which is used to spray around runway lights/fence line, can be used by guest to transport baggage to terminal/vehicle/plane and vice versa, field maintenance (check lighting, fence perimeter check, use cargo area for weed eater/tools)

FINANCIAL PLAN	2023-2024	2024-2025	2025-2026	2026-2027	2027-2028	
	Year 1	Year 2	Year 3	Year 4	Year 5	
	\$ -	\$ 15,000	\$ -	\$ -	\$ -	

**FUNDING SOURCE**

Airport Operating Budget

**OPERATING BUDGET IMPACT IF COMPLETED**


No Impact

**OPERATING BUDGET IMPACT IF NOT COMPLETED**

No Impact

**PERFORMANCE MEASURES**

## AIRPORT COVERED PARKING AREA

<b>RESPONSIBLE DEPARTMENT</b>	
ALPINE CASPARIS MUNICIPAL AIRPORT	
<b>PROJECT MANAGER</b>	
AIRPORT SUPERVISOR	
<b>PROJECTED EXPENSE</b>	
\$ 20,000	<b>PRIORITY LEVEL</b> 3
<b>PROJECT DESCRIPTION</b>	

Provide covered parking for airport customers and staff. Include designated handicap parking. No covered parking is currently provided.

	2023-2024	2024-2025	2025-2026	2026-2027	2027-2028
FINANCIAL PLAN	Year 1	Year 2	Year 3	Year 4	Year 5
	\$	- \$	10,000 \$	10,000 \$	

<b>FUNDING SOURCE</b>
Airport Operating Fund

<b>OPERATING BUDGET IMPACT IF COMPLETED</b>
No Impact

<b>OPERATING BUDGET IMPACT IF NOT COMPLETED</b>
No Impact

<b>PERFORMANCE MEASURES</b>
-----------------------------



**CITY OF ALPINE CAPITAL IMPROVEMENT PLAN  
2024 – 2028 TOURISM (HOT FUND)**

## WINDOWS AND WALLS

RESPONSIBLE DEPARTMENT

TOURISM - VISITOR CENTER

PROJECT MANAGER

VISITOR CENTER COORDINATOR

PROJECTED EXPENSE

\$ 45,000.00

PRIORITY LEVEL 1



PROJECT DESCRIPTION

With the new addition it was necessary to replace the one window that remained on the south wall that connects the original building with the addition. The original windows are not a standard size, many cannot be opened, are damaged allowing bugs to enter the building, and most do not have screens. This leaves 6 windows on the west and north sides of the building that need replaced. Because the window frames must be rebuilt to accommodate the standard size windows, interior and exterior walls will have to be repaired and repainted as part of this process. This would also included all new interior and exterior trim to replace rotting and damaged wood. The exterior of the building also needs new stucco to repair years of natural deterioration and to better match the new addition.

FINANCIAL PLAN	2023-2024	2024-2025	2025-2026	2026-2027	2027-2028
	Year 1	Year 2	Year 3	Year 4	Year 5
exterior stucco & paint	\$15,000			\$ -	\$ -
windows	\$7,000				
interior walls	\$10,000				

FUNDING SOURCE

HOT Funds

OPERATING BUDGET IMPACT IF COMPLETED

Reduced maintenance and possible long term damages

OPERATING BUDGET IMPACT IF NOT COMPLETED

Increased maintenence

PERFORMANCE MEASURES



## Interior Layout and Floors

<b>RESPONSIBLE DEPARTMENT</b>	
TOURISM - VISITOR CENTER	
<b>PROJECT MANAGER</b>	
VISITOR CENTER COORDINATOR	
<b>PROJECTED EXPENSE</b>	
\$ 75,000.00	<b>PRIORITY LEVEL      1</b>



**PROJECT DESCRIPTION**

With the new southside entrance to the covered patio and the addition of the restrooms the Visitor Center interior layout needs reconfigured to allow for a more open space that will provide an interactive children's display, a utility closet with a proper sink, and conference and office area that is closed off to the public. The first step of this process will be to remove the indoor restroom completely. Next remove the current kitchen sink and refrigerator that are not used regularly. With the kitchen eliminated the hot water heater that is located in a small utility closet next to the restroom needs relocated to where the kitchen was. This will put it on the same side of the hall as the HVAC. A new mop sink will be added to the new utility closet with the existing plumbing from the removed kitchen sink. With the hot water heater relocated and the restroom and utility closet removed the area can become a designated play space for kids with an interactive display on the history of Alpine including the railroad, baseball and rodeo. Part of reconfiguring the interior space will be to then replace all the existing flooring. The main space as very old laminate that is damaged in places and with walls removed and spaces opened up there would then be 4 different types of flooring. Everything will be replaced with commercial flooring that can withstand high traffic. The last part of the interior layout changes would be a new door to the conference/office area that separates it from the public space and allows for private meetings.

FINANCIAL PLAN	2023-2024	2024-2025	2025-2026	2026-2027	2027-2028
	Year 1	Year 2	Year 3	Year 4	Year 5
	\$ 75,000.00	\$ -	\$ -	\$ -	\$ -

**FUNDING SOURCE**  
 HOT Funds

**OPERATING BUDGET IMPACT IF COMPLETED**  
 Reduced maintenance and possible long term damages

**OPERATING BUDGET IMPACT IF NOT COMPLETED**

**PERFORMANCE MEASURES**



## ROOF AND CEILING REPAIR

RESPONSIBLE DEPARTMENT

TOURISM - VISITOR CENTER

PROJECT MANAGER

VISITOR CENTER COORDINATOR

PROJECTED EXPENSE

\$50,000.00

PRIORITY LEVEL 1

Split in the ceiling in the main visitor space. One of many places where the ceiling is obviously not level.



PROJECT DESCRIPTION

The ceiling at the Visitor Center is in need of structural repairs to prevent further damage to the building and it's contents. The trusses need replaced to ensure the structure is sound. Once that is complete a new ceiling can be installed and new lighting. The current lighting is florescent which is not energy efficient and is much too stark for the friendly environment. Part of this process will also be to repair any damages to the roof to prevent leaks. While I have not personally had water leaking into the building there are visible water damage spots on the ceiling from past leaks.

FINANCIAL PLAN	2023-2024	2024-2025	2025-2026	2026-2027	2027-2028
	Year 1	Year 2	Year 3	Year 4	Year 5
	\$ 50,000.00	\$ -	\$ -	\$ -	\$ -

FUNDING SOURCE

HOT Funds

OPERATING BUDGET IMPACT IF COMPLETED

Reduced maintenance and possible long term damages

OPERATING BUDGET IMPACT IF NOT COMPLETED

Increased maintenence

PERFORMANCE MEASURES



## PORCH REPAIR AND NEW SIDEWALKS

**RESPONSIBLE DEPARTMENT**

TOURISM - VISITOR CENTER

**PROJECT MANAGER**

VISITOR CENTER COORDINATOR

**PROJECTED EXPENSE**

\$ 45,000.00

**PRIORITY LEVEL**      2

**PROJECT DESCRIPTION**



The Visitor Center is a prime location for visitors coming into Alpine. With the completion of the new pavilion and restrooms the existing building is in need of repairs and updates. The exterior of the original building needs the following updates to keep maintained - front porch post replacement (current posts have started to rot), porch and post lighting (dark sky compliant like the new lighting in back), electrical updates, metal on underside of front porch to protect from elements, eliminate one set of steps, make new wider steps to main front door, new walkways from the street parking to the front door, pipe fencing addition to the current small rock wall to add for protection from traffic during events.

FINANCIAL PLAN	2022-2023	2023-2024	2024-2025	2025-2026	2026-2027
	Year 1	Year 2	Year 3	Year 4	Year 5
	\$ -	\$ 15,000.00	\$ 15,000.00	\$ 15,000.00	\$ -

**FUNDING SOURCE**

HOT Funds

**OPERATING BUDGET IMPACT IF COMPLETED**

Reduced maintenance and possible long term damages

**OPERATING BUDGET IMPACT IF NOT COMPLETED**

Increased maintenence

**PERFORMANCE MEASURES**

## VISITOR CENTER UPDATE

RESPONSIBLE DEPARTMENT

TOURISM - VISITOR CENTER

PROJECT MANAGER

VISITOR CENTER COORDINATOR

PROJECTED EXPENSE

\$ 45,000.00

PRIORITY LEVEL 2



PROJECT DESCRIPTION

The Visitor Center is a prime location for visitors coming into Alpine. The facility outside is currently being updated to match the continued needs of tourism and growing events. The facility itself needs the following updates to keep maintained - front porch post replacement (current posts have started to rot), porch lighting, interior lighting and ceiling repair, remodel of kitchen area (currently not utilized for original purpose), and addition of children's area. The project would also include updating the current front fencing area to provide a safer transition from the visitor center to HWY 90. This project will be completed in phases.

FINANCIAL PLAN	2022-2023	2023-2024	2024-2025	2025-2026	2026-2027
	Year 1	Year 2	Year 3	Year 4	Year 5
	\$ -	\$ 22,500.00	\$ 22,500.00	\$ -	\$ -

FUNDING SOURCE

HOT Funds

OPERATING BUDGET IMPACT IF COMPLETED

Reduced maintenance and possible long term damages

OPERATING BUDGET IMPACT IF NOT COMPLETED

Increased maintenance

PERFORMANCE MEASURES



## DOWNTOWN VISITOR KIOSK

**RESPONSIBLE DEPARTMENT**

TOURISM - VISITOR CENTER

**PROJECT MANAGER**

VISITOR CENTER COORDINATOR

**PROJECTED EXPENSE**

\$ 35,000.00

PRIORITY LEVEL **3**



**PROJECT DESCRIPTION**

While the current Visitor Center is a prime location it would benefit our organization to have a presence directly on Holland Ave or Murphy Street. The preferred location would be to get permission to use one of the corners where either street intersects with 5<sup>th</sup> street. This would not be a building but rather a free standing kiosk. Many communities have these featuring large maps and information pamphlets for visitors similar to the first picture. Community partners could help off set the cost of this project through sponsorships or ad spots on the displays. In addition to the downtown locations an information kiosk at Sul Ross State University and Kokernot Park would also be ideal locations to target visitor traffic. Design could include placing the kiosk in a gazebo type structure to also provide additional shading for visitors.

FINANCIAL PLAN	2022-2023	2023-2024	2024-2025	2025-2026	2026-2027	
	Year 1	Year 2	Year 3	Year 4	Year 5	
	\$ -	\$ -	\$ 35,000.00	\$ -	\$ -	

**FUNDING SOURCE**

HOT Funds

**OPERATING BUDGET IMPACT IF COMPLETED**

Additional maintenance

**OPERATING BUDGET IMPACT IF NOT COMPLETED**

No Impact

**PERFORMANCE MEASURES**



**CITY OF ALPINE CAPITAL IMPROVEMENT PLAN  
2024 – 2028 GAS DEPARTMENT**

## HVAC SYSTEM

RESPONSIBLE DEPARTMENT

GAS DEPARTMENT


PROJECT MANAGER

DIRECTOR OF GAS DEPARTMENT

PROJECTED EXPENSE

\$ 35,000

PRIORITY LEVEL 2



PROJECT DESCRIPTION

Update/Replace current system.

FINANCIAL PLAN	2023-2024	2024-2025	2025-2026	2026-2027	2027-2028
	Year 1	Year 2	Year 3	Year 4	Year 5
	\$ 35,000.00	\$ -	\$ -	\$ -	\$ -

FUNDING SOURCE

Gas Department Operating budget

OPERATING BUDGET IMPACT IF COMPLETED

No Impact

OPERATING BUDGET IMPACT IF NOT COMPLETED

No Impact

PERFORMANCE MEASURES

## GAS DEPT BUILDING UPDATES

**RESPONSIBLE DEPARTMENT**

GAS DEPARTMENT

**PROJECT MANAGER**

DIRECTOR OF GAS DEPARTMENT

**PROJECTED EXPENSE**

\$ 50,000

**PRIORITY LEVEL**      2



**PROJECT DESCRIPTION**

Continued maintenance of facility to include additional coverage and update of poly line storage

FINANCIAL PLAN	2023-2024	2024-2025	2025-2026	2026-2027	2027-2028
	Year 1	Year 2	Year 3	Year 4	Year 5
	\$ 10,000	\$ 10,000	\$ 30,000		

**FUNDING SOURCE**

Gas Department operating fund

**OPERATING BUDGET IMPACT IF COMPLETED**

**OPERATING BUDGET IMPACT IF NOT COMPLETED**

**PERFORMANCE MEASURES**





## AUTOMATED METER READERS

**RESPONSIBLE DEPARTMENT**

GAS DEPARTMENT


**PROJECT MANAGER**

DIRECTOR OF GAS DEPARTMENT

**PROJECTED EXPENSE**

\$ 204,432

**PRIORITY LEVEL**      **2**



**PROJECT DESCRIPTION**

City currently has roughly 1900 meters that are read first week of each month by the whole department. Updating to smart meters would reduce the amount of labor needed to collect data on each meter. It would enable better oversight of gas sales, gas losses, and disputes on usage. Would provide up to date information and allow citizens more visibility to their usage. This project could be completed in phases over multiple years. Project can be implemented in phases to address available funding.

FINANCIAL PLAN	2023-2024	2024-2025	2025-2026	2026-2027	2027-2028
	Year 1	Year 2	Year 3	Year 4	Year 5
ERT 100g Datalogging	\$ 48,700	\$ 52,000	\$ 52,000	\$ 52,000	
Itron Mobile Radio	\$ 3,162.00				
Temetra Driveby	\$ 5,150.00				
Temetra Network Setup	\$ 1,200.00				

**FUNDING SOURCE**

Gas Department operating budget

**OPERATING BUDGET IMPACT IF COMPLETED**

Less overtime to complete railroad commission mandatory replacement projects.

**OPERATING BUDGET IMPACT IF NOT COMPLETED**

Lost man hours spent reading meters and rereading meters, impacting DIMP projects.

**PERFORMANCE MEASURES**



**CITY OF ALPINE CAPITAL IMPROVEMENT PLAN  
2024 – 2028 COMPLETED/ POSTPONED**

## ALPINE SCHOOL HOUSE REMODEL

RESPONSIBLE DEPARTMENT
FINANCE DEPARTMENT
PROJECT MANAGER
DIRECTOR OF FINANCE
PROJECTED EXPENSE



**PROJECT DESCRIPTION**

Remodel of City owned facility currently not being utilized as a response to the Covid-19 Pandemic and need to social distance and growing staff located at City Hall. Remodel includes construction of reception/payment window, flooring, plumbing, electrical, HVAC, and painting of facility. **\*\*\*FY 2021-2022 - Renovations completed\*\*\***

FINANCIAL PLAN	2021-2022	2022-2023	2023-2024	2024-2025	2025-2026
	Year 1	Year 2	Year 3	Year 4	Year 5

**FUNDING SOURCE**

American Rescue Plan Act - infrastructure improvements to include social distancing

**OPERATING BUDGET IMPACT IF COMPLETED**

Regular maintenance costs  
Regular utilities costs

**OPERATING BUDGET IMPACT IF NOT COMPLETED**

Continued deterioration of city owned property - extensive repairs

**PERFORMANCE MEASURES**

## Alpine Police Dispatch Computers

RESPONSIBLE DEPARTMENT

ALPINE POLICE DEPARTMENT

PROJECT MANAGER

CHIEF OF POLICE

PROJECTED EXPENSE

\$ 25,000

PRIORITY LEVEL 1



PROJECT DESCRIPTION

Replace outdated computers over the next five years in the Dispatch office.

FINANCIAL PLAN	2022-2023	2023-2024	2024-2025	2025-2026	2026-2027
	Year 1	Year 2	Year 3	Year 4	Year 5
	\$ 5,000	\$ 5,000	\$ 5,000	\$ 5,000	\$ 5,000

FUNDING SOURCE

General Fund Operating - Police Department

Outside grant funding possibilities

OPERATING BUDGET IMPACT IF COMPLETED

Additional maintenance

OPERATING BUDGET IMPACT IF NOT COMPLETED

Maintenance

PERFORMANCE MEASURES

Completed

### APD K-9 UNIT

RESPONSIBLE DEPARTMENT

ALPINE POLICE DEPARTMENT

PROJECT MANAGER

CHIEF OF POLICE

PROJECTED EXPENSE



PROJECT DESCRIPTION

\*\*\*K-9 donated by New Mexico HIDTA unit - FY 2021-2022\*\*\*\*

FINANCIAL PLAN	2021-2022	2022-2023	2023-2024	2024-2025	2025-2026	
	Year 1	Year 2	Year 3	Year 4	Year 5	

FUNDING SOURCE

GRANT FUNDED

OPERATING BUDGET IMPACT IF COMPLETED

Additional cost of feed and care of K-9

Staffing

OPERATING BUDGET IMPACT IF NOT COMPLETED

PERFORMANCE MEASURES

Increase in possible asset forfeiture funds for use by the Police Department

Donated

## APD -MOBILE HAND HELD UNITS

RESPONSIBLE DEPARTMENT

ALPINE POLICE DEPARTMENT

PROJECT MANAGER

CHIEF OF POLICE

PROJECTED EXPENSE



PROJECT DESCRIPTION

Replace 16 outdated/inoperable radios. This project will be completed in phases.

FINANCIAL PLAN	2021-2022	2022-2023	2023-2024	2025	2025-2026
	Year 1	Year 2	Year 3	Year 4	Year 5

FUNDING SOURCE

GRANT FUNDED

OPERATING BUDGET IMPACT IF COMPLETED

No Impact

OPERATING BUDGET IMPACT IF NOT COMPLETED

No Impact

PERFORMANCE MEASURES

*Purchased*

## MOBILE DATA TERMINALS

RESPONSIBLE DEPARTMENT

ALPINE POLICE DEPARTMENT

PROJECT MANAGER

CHIEF OF POLICE

PROJECTED EXPENSE



PROJECT DESCRIPTION

Equip five APD vehicles with mobile data terminals.

FINANCIAL PLAN	2021-2022	2022-2023	2023-2024	2024-2025	2025-2026
	Year 1	Year 2	Year 3	Year 4	Year 5

FUNDING SOURCE

GRANT FUNDED

OPERATING BUDGET IMPACT IF COMPLETED

No Impact

OPERATING BUDGET IMPACT IF NOT COMPLETED

No Impact

PERFORMANCE MEASURES

Purchased

## Alpine Police Station Building Maintenance - Remodel

RESPONSIBLE DEPARTMENT

ALPINE POLICE DEPARTMENT

PROJECT MANAGER

CHIEF OF POLICE

PROJECTED EXPENSE

\$ -



PROJECT DESCRIPTION

\*\*\*FY 2021 - 2022 APD updated flooring, paint, and maintenance of facility\*\*\*\*\*

Completed

FINANCIAL PLAN	2021-2022	2022-2023	2023-2024	2024-2025	2025-2026
	Year 1	Year 2	Year 3	Year 4	Year 5

FUNDING SOURCE

General Fund Operating - Police Department

Outside grant funding possibilities

OPERATING BUDGET IMPACT IF COMPLETED

Additional maintenance

OPERATING BUDGET IMPACT IF NOT COMPLETED

Maintenance

PERFORMANCE MEASURES



## CAT CONDOS

RESPONSIBLE DEPARTMENT

ANIMAL CONTROL SERVICES

PROJECT MANAGER

ANIMAL SERVICES SUPERVISOR

PROJECTED EXPENSE

\$ 10,000

PRIORITY LEVEL 1



PROJECT DESCRIPTION

Build and install additional cat housing units. The fluctuation of cats coming into the shelter has required placement of animals in other room

FINANCIAL PLAN	2022-2023	2023-2024	2024-2025	2025-2026	2026-2027
	Year 1	Year 2	Year 3	Year 4	Year 5
	\$ 10,000				

FUNDING SOURCE

General Fund Operating Budget - Animal Control Services Department

OPERATING BUDGET IMPACT IF COMPLETED

N/A

OPERATING BUDGET IMPACT IF NOT COMPLETED

N/A

PERFORMANCE MEASURES

Completed

## ANIMAL SHELTER HVAC

RESPONSIBLE DEPARTMENT

ANIMAL CONTROL SERVICES

PROJECT MANAGER

ANIMAL SERVICES SUPERVISOR

PROJECTED EXPENSE



PROJECT DESCRIPTION

Replace/upgrade current swamp cooler unit to HVAC system to better accommodate facility

	2022-2023	2023-2024	2024-2025	2025-2026	2026-2027
FINANCIAL PLAN	Year 1	Year 2	Year 3	Year 4	Year 5

FUNDING SOURCE

General Fund Operating Budget - Animal Control Services Department

OPERATING BUDGET IMPACT IF COMPLETED

N/A


OPERATING BUDGET IMPACT IF NOT COMPLETED

N/A

PERFORMANCE MEASURES

Completed

## APD - HOLDING CELLS

<b>RESPONSIBLE DEPARTMENT</b>		
ALPINE POLICE DEPARTMENT		
<b>PROJECT MANAGER</b>		
CHIEF OF POLICE		
<b>PROJECTED EXPENSE</b>		
\$ 10,000	<b>PRIORITY LEVEL</b>	2
<b>PROJECT DESCRIPTION</b>		
Installation of two holding cells for use to hold detainees prior to magistration.		

FINANCIAL PLAN	2022-2023	2023-2024	2024-2025	2025-2026	2026-2027	
	Year 1	Year 2	Year 3	Year 4	Year 5	
	\$ 10,000					

<b>FUNDING SOURCE</b>
General Fund Operating - Police Department

<b>OPERATING BUDGET IMPACT IF COMPLETED</b>
Increase in personal and maintenance

<b>OPERATING BUDGET IMPACT IF NOT COMPLETED</b>
No Impact

<b>PERFORMANCE MEASURES</b>
Magistration process

On Hold

## APD - LICENSE PLATE READER

RESPONSIBLE DEPARTMENT

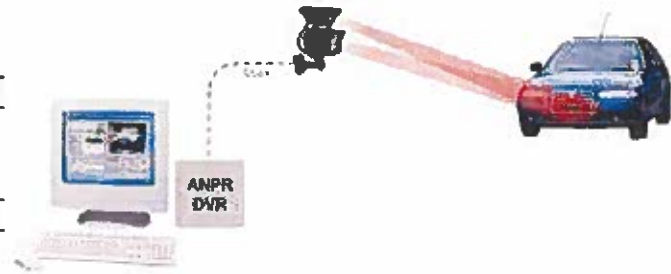
ALPINE POLICE DEPARTMENT

PROJECT MANAGER

CHIEF OF POLICE

PROJECTED EXPENSE

\$



PROJECT DESCRIPTION

Provide continues surveillance of traffic interdiction and monitoring of stolen vehicles, wanted persons, and vehicles listed under "bolo's" for drug or human trafficking \*\*\*FY 2021-2022 - APD requested asset to be postpone until equipment was suited for needs of the department\*\*\*

FINANCIAL PLAN	2021-2022	2022-2023	2023-2024	2024-2025	2025-2026
	Year 1	Year 2	Year 3	Year 4	Year 5

FUNDING SOURCE

General Fund Operating - Police Department

Law Enforcement Grant possibilities

OPERATING BUDGET IMPACT IF COMPLETED

No Impact

OPERATING BUDGET IMPACT IF NOT COMPLETED

No Impact

PERFORMANCE MEASURES

## INCINERATOR

**RESPONSIBLE DEPARTMENT**

ANIMAL CONTROL SERVICES

**PROJECT MANAGER**

JENNIFER STEWART, ACO SUPERVISOR

**PROJECTED EXPENSE**

\$ 120,000 PRIORITY LEVEL **3**



**PROJECT DESCRIPTION**

\*\*\*\*FY 2021-2022 decision made to continue on going maintenance until City funds are available to purchase. Estimated cost upon initial research is \$80,000 - \$120,000\*\*\*\*

FINANCIAL PLAN	2023-2024	2024-2025	2025-2026	2026-2027	2027-2028
	Year 1	Year 2	Year 3	Year 4	Year 5
		\$ 60,000	\$ 60,000		

**FUNDING SOURCE**

General Fund Operating Budget - Animal Control Services Department

**OPERATING BUDGET IMPACT IF COMPLETED**

N/A


**OPERATING BUDGET IMPACT IF NOT COMPLETED**

N/A

**PERFORMANCE MEASURES**



## SPLASH PAD

<b>RESPONSIBLE DEPARTMENT</b>	
PUBLIC WORKS - PARKS DEPARTMENT	
<b>PROJECT MANAGER</b>	
PARKS FOREMAN	
<b>PROJECTED EXPENSE</b>	
\$300,000	PRIORITY LEVEL 2
<b>PROJECT DESCRIPTION</b>	
The installation of a splash pad at Kokernot park	

FINANCIAL PLAN	2023-2024	2024-2025	2025-2026	2026-2027	2027-2028	
	Year 1	Year 2	Year 3	Year 4	Year 5	
	\$50,000	\$50,000	\$50,000	\$50,000	\$100,000	Prior CIP - \$50,000 allocated

<b>FUNDING SOURCE</b>
Prior CIP - City allocation 25% and 75% from donations and outside entities Financial Plan includes full cost with not additional outside funding

<b>OPERATING BUDGET IMPACT IF COMPLETED</b>
Additional maintenance and insurance costs

<b>OPERATING BUDGET IMPACT IF NOT COMPLETED</b>
No Impact

<b>PERFORMANCE MEASURES</b>
-----------------------------

## BACKHOE

**RESPONSIBLE DEPARTMENT**  
UTILITIES - WATER/WASTEWATER/SANITATION

**PROJECT MANAGER**  
UTILITIES DIRECTOR

**PROJECTED EXPENSE**  
\$ 90,000.00

**PRIORITY LEVEL** 1



**PROJECT DESCRIPTION**  
Purchase of new backhoe to replace current backhoe, which is over 20 years old. Older backhoe will be kept as a backup and use for situations that require two crews to operate at once. \*\*\*FY 2022-2023 - re-evaluation of department needs resulting in the purchase of a walk behind trencher\*\*\*


FINANCIAL PLAN	2022-2023	2023-2024	2024-2025	2025-2026	2026-2027
	Year 1	Year 2	Year 3	Year 4	Year 5
	\$ 90,000.00	\$ -	\$ -	\$ -	\$ -

**FUNDING SOURCE**  
Utility operating budget

**OPERATING BUDGET IMPACT IF COMPLETED**  
Reduced maintenance fees

**OPERATING BUDGET IMPACT IF NOT COMPLETED**  
Increased maintenance fees

**PERFORMANCE MEASURES**



## AIRPORT RUNWAY LIGHTING PROJECT

**RESPONSIBLE DEPARTMENT**


ALPINE CASPARIS MUNICIPAL AIRPORT

**PROJECT MANAGER**

AIRPORT SUPERVISOR

**PROJECTED EXPENSE**

DESIGN PHASE	\$ 72,000
CONSTRUCTION PHASE	\$ 950,000
<b>TOTAL</b>	<b>\$ 1,022,000</b>
<b>PRIORITY LEVEL</b>	<b>1</b>



**PROJECT DESCRIPTION**

Design and construction of new lighting system along runways and taxiways. Current system is no longer supported.

FINANCIAL PLAN	2022-2023	2023-2024	2024-2025	2025-2026	2026-2027
	Year 1	Year 2	Year 3	Year 4	Year 5

PAID FY 2021-2022

Design phase paid FY2020 through CARES Funds

**FUNDING SOURCE**

Texas Department of Transportation - Aviation Division grant & FAA support project. 90% funded by FAA/State, 10% funded by City of Alpine. City required match \$7,200 for design phase and \$95,000 for construction phase. Currently waiting final approval for construction phase before processing City Match. **Matching funds may be expended in FY 2021-2022 or FY 2022-2023 dependent on request from TXDOT Aviation.**

**OPERATING BUDGET IMPACT IF COMPLETED**

Decrease maintenance expense

**OPERATING BUDGET IMPACT IF NOT COMPLETED**

Increased maintenance and inability to provide 24 hour service. Current lighting system has become obsolete and acquiring parts has become harder and harder.

**PERFORMANCE MEASURES**

Maintain current airport operation 24/7

**Update**

Going to TXDOT Aviation Commission in June 2022, advertising in July 2022, with Pre Construction to begin in August/September 2022



## AIRPORT RUNWAY 1/19 SEALCOAT

<b>RESPONSIBLE DEPARTMENT</b>	
ALPINE CASPARIS MUNICIPAL AIRPORT	
<b>PROJECT MANAGER</b>	
AIRPORT SUPERVISOR	
<b>PROJECTED EXPENSE</b>	
<b>PROJECT DESCRIPTION</b>	Seal coat runway 1/19

Completed

<b>FINANCIAL PLAN</b>	2022-2023	2023-2024	2024-2025	2025-2026	2026-2027	
	Year 1	Year 2	Year 3	Year 4	Year 5	
City's required match paid in FY 2020/2021 pending completion						

**FUNDING SOURCE**  
Texas Department of Transportation - Aviation Division Grant & FAA support project. 90% funded by FAA/State, 10% funded by City of Alpine. City required match \$59,000

**OPERATING BUDGET IMPACT IF COMPLETED**

Sealer/Manpower/Foreign Object Debris (FOD) Removal							
---	--	--	--	--	--	--	--

**OPERATING BUDGET IMPACT IF NOT COMPLETED**

Potential liability for airplane engine replacement for ingesting FOD							
---	--	--	--	--	--	--	--

**PERFORMANCE MEASURES**  
Rehabbing the surface will provide longevity over the useful life of the runway.

**Update**

## VISITOR CENTER OUTDOOR REMODEL

**RESPONSIBLE DEPARTMENT**

TOURISM - VISITOR CENTER

**PROJECT MANAGER**

VISITOR CENTER COORDINATOR

**PROJECTED EXPENSE**



**PROJECT DESCRIPTION**  
Project includes the construction of two public restrooms, assessable to the public, additional storage, patio area, and pavilion. Council approved the project in FY 2020-2021, utilizing a portion of the operating budget and fund balance. The project will be completed in FY 2022

FINANCIAL PLAN	Year 1	Year 2	Year 3	Year 4	Year 5	Council Approved Expenditure utilizing HOT Fund Balance 6/15/2021

**FUNDING SOURCE**  
HOT Fund - Operating and Fund Balance

**OPERATING BUDGET IMPACT IF COMPLETED**  
Increased maintenance

**OPERATING BUDGET IMPACT IF NOT COMPLETED**  
No Impact

**PERFORMANCE MEASURES**



## PORTABLE STAGE

**RESPONSIBLE DEPARTMENT**

TOURISM - VISITOR CENTER

**PROJECT MANAGER**

VISITOR CENTER COORDINATOR

**PROJECTED EXPENSE**



**PROJECT DESCRIPTION**

With the addition of the public restrooms and the southside patio the intention is to become a prime location for outdoor concerts by closing the newly paved alleys for events. In order to accommodate large groups, provide a professional setting for artists and maximum viewing for guest a stage is needed. It needs to be mobile so that it can be put into storage when not in use. **\*\*\*REQUESTED TO BE RE-EVALUATED FOR FUTURE PURCHASE - EVALUATION OF NEW PAVILLION\*\*\***

FINANCIAL PLAN	Year 1	Year 2	Year 3	Year 4	Year 5
	\$ -	\$ -	\$ -	\$ -	\$ -

**FUNDING SOURCE**

HOT Funds

**OPERATING BUDGET IMPACT IF COMPLETED**

Increased liability insurance and maintenance


**OPERATING BUDGET IMPACT IF NOT COMPLETED**

No Impact

**PERFORMANCE MEASURES**



## RECTIFIER

<b>RESPONSIBLE DEPARTMENT</b>	
GAS DEPARTMENT	
<b>PROJECT MANAGER</b>	
DIRECTOR OF GAS DEPARTMENT	
<b>PROJECTED EXPENSE</b>	
\$ 85,000	
<b>PRIORITY LEVEL</b>	1
<b>PROJECT DESCRIPTION</b>	
Replacement/Upgrade of gas utility rectifier located near/off golf course	

	2022-2023	2023-2024	2024-2025	2025-2026	2026-2027
FINANCIAL PLAN	Year 1	Year 2	Year 3	Year 4	Year 5
	\$ 85,000				

<b>FUNDING SOURCE</b>
Gas Department operating budget

<b>OPERATING BUDGET IMPACT IF COMPLETED</b>
No impact

<b>OPERATING BUDGET IMPACT IF NOT COMPLETED</b>

<b>PERFORMANCE MEASURES</b>

Completed

### BAY COVERAGE

RESPONSIBLE DEPARTMENT

GAS DEPARTMENT

PROJECT MANAGER

DIRECTOR OF GAS DEPARTMENT

PROJECTED EXPENSE

\$ -



*Gas Dept. Need to cover Bay Area. Birds nesting*

PROJECT DESCRIPTION

Replace current deteriorated building materials and install wildlife deterrent \*\*\*\* Improvements completed FY 2021-2022\*\*\*\*

FINANCIAL PLAN	2022-2023	2023-2024	2024-2025	2025-2026	2026-2027	
	Year 1	Year 2	Year 3	Year 4	Year 5	
	\$ -	\$ -	-			

FUNDING SOURCE

Gas Department Operating Budget

OPERATING BUDGET IMPACT IF COMPLETED

No Impact

OPERATING BUDGET IMPACT IF NOT COMPLETED

Maintenance and possible replacement

PERFORMANCE MEASURES

Completed



## 18' TRAILER

RESPONSIBLE DEPARTMENT

GAS DEPARTMENT

PROJECT MANAGER

DIRECTOR OF GAS DEPARTMENT

PROJECTED EXPENSE

\$ -



PROJECT DESCRIPTION

Purchase of new trailer

Purchased

FINANCIAL PLAN	2022-2023	2023-2024	2024-2025	2025-2026	2026-2027
	Year 1	Year 2	Year 3	Year 4	Year 5
	\$ -				

FUNDING SOURCE

Gas Department Operating budget

OPERATING BUDGET IMPACT IF COMPLETED

No Impact

OPERATING BUDGET IMPACT IF NOT COMPLETED

No Impact

PERFORMANCE MEASURES